



This Apostille is not valid for use anywhere within the United States of America, its territories or possessions.

This Apostille only certifies the authenticity of the signature and the capacity of the person who has signed the public document, and, where appropriate, the identity of the seal or stamp which the public document bears.

This Apostille does not certify the content of the document for which it was issued.

Apostille

(Convention de La Haye du 5 octobre 1961)

1. District of Columbia, United States of America
2. This public document has been signed by LESLIE LAROSE
3. acting in the capacity of NOTARY PUBLIC IN AND FOR THE DISTRICT OF COLUMBIA
LESLIE LAROSE, NOTARY PUBLIC IN AND FOR THE
4. bears the seal/stamp of DISTRICT OF COLUMBIA

CERTIFIED

5. at Washington, D.C.
6. the 30 day of JUNE 2023
7. by *Secretary of the District of Columbia*
8. No. 679164
9. Seal/Stamp
10. Signature:



Kimberly A. Bassett

Kimberly A. Bassett
Secretary of the District of Columbia



FUNDACIÓN OCEANA

**ANNUAL ACCOUNTS
CORRESPONDING TO THE FINANCIAL YEAR ENDING
DECEMBER 31, 2022**

(IN EURO)

Three handwritten signatures in blue ink, positioned horizontally at the bottom of the page.

FUNDACIÓN OCEANA
ABBREVIATED BALANCE SHEET AS OF DECEMBER 31, 2022

ASSETS	NOTES	2022	2021
A) NON-CURRENT ASSETS		232.218,08	232.218,08
Intangible assets	5	0,00	0,00
Fixed assets	5	194.878,04	201.196,30
Long-term financial investments	7	37.797,40	31.021,78
B) CURRENT ASSETS		1.528.162,21	969.118,67
Inventories	4.8	3.106,68	11.953,22
Users and other debtors of own activity	7, 9	526.996,67	354.166,94
Trade debtors and other receivable accounts.	7	790.362,76	280.212,92
Short-term financial investments with associated and group entities		999,58	22.854,42
Short-term financial investments	7	152,27	152,27
Short-term accruals	18	57.293,80	11.576,63
Cash and other equivalent liquid assets		149.250,45	288.202,27
TOTAL ASSETS (A+B)		1.760.837,65	1.201.336,75
NET ASSETS AND LIABILITIES	NOTES	2022	2021
A) NET ASSETS		1.283.381,87	891.371,74
A-1) Stockholders' equity		127.030,60	132.012,86
Foundation allocation / Social fund	11	30.000,00	30.000,00
Surplus from previous financial years	11	102.012,85	-2.029,41
Financial year surplus (positive or negative)	3, 11	-4.982,25	104.042,27
A-3) Grants, donations and legacies received	14	1.156.351,27	759.358,88
B) NON-CURRENT LIABILITIES		0,00	0,00
Long-term debts	8	0,00	0,00
Debts with credit institutions		0,00	0,00
C) CURRENT LIABILITIES		477.455,78	309.965,01
Short-term debts		28.313,17	6.446,96
Debts with credit institutions	8	28.381,50	6.446,96
Other financial liabilities	8	-68,33	0,00
Short-term debts with associated and group entities	10	21.299,97	0,00
Beneficiaries - Creditors	10	11.900,00	0,00
Commercial creditors and other accounts payable		415.942,64	303.518,05
Other creditors	8, 10	415.942,64	303.518,05
TOTAL NET ASSETS AND LIABILITIES (A+B+C)		1.760.837,65	1.201.336,75

Signed: The Secretary

Signed: The Member

Approved by: The President

Page 2

FUNDACIÓN OCEANA
2022 FINANCIAL YEAR ABBREVIATED INCOME STATEMENT

	NOTES	2022	2021
1. Revenues from own activity		3.527.358,65	3.017.197,68
a) Associate and affiliate fees	13, 14	42.257,42	35.487,71
c) Revenues from promotions, sponsors and collaborations.	13, 14	110.195,41	6.593,75
d)Subsidies, donations and bequests imputed to financial year results	13, 14	3.374.905,82	2.975.116,22
2. Expenditure in aid and other		-14.072,56	-9.250,00
a) Monetary aid	13	-14.072,56	-9.250,00
d) Reimbursement of subsidies, donations and bequests		0,00	0,00
6. Supplies and Provisions	13	0,00	0,00
7. Other revenues from activity		1.116,65	0,01
8. Personnel expenses	13	-2.686.974,08	-2.282.316,72
9. Other expenses from activity	13	-776.931,74	-566.153,03
10. Depreciation of assets	5	-54.456,63	-46.323,24
11. Subsidies, donations and bequests assigned to financial year results	13, 14	0,00	0,00
13. Impairment losses and losses from disposal of fixed assets.	5	-1.536,44	0,00
14. Other results	13	0,00	0,00
A.1) ACTIVITY SURPLUS		-5.496,15	113.154,70
15. Financial income	13	1,12	7,88
16. Financial expenses		-1.042,95	-1.960,25
18. Exchange differences		1.555,73	-7.160,06
A.2) FINANCIAL TRANSACTIONS' SURPLUS		513,90	-9.112,43
A.3) SURPLUS BEFORE TAX		-4.982,25	104.042,27
A.4) VARIATION IN NET EQUITY RECORDED IN THE FINANCIAL YEAR SURPLUS		-4.982,25	104.042,27
B) INCOME AND EXPENSE DIRECTLY ASSIGNED TO THE NET ASSETS			
1. Subsidies received	14	1.630.406,00	0,00
2. Grants, donations and legacies received.	14	2.222.857,25	1.688.100,74
B.1) VARIATION IN NET ASSETS FOR INCOME AND EXPENDITURE DIRECTLY RECORDED IN THE NET ASSETS		3.853.263,25	1.688.100,74
C) RECLASSIFICATIONS TO THE FINANCIAL YEAR SURPLUS			
1. Subsidies received	14	-757.160,10	-687.678,67
2. Grants, donations and legacies received.	14	-2.699.110,76	-1.982.663,60
C.1) VARIATION IN NET ASSETS DUE TO RECLASSIFICATIONS TO THE FINANCIAL YEAR SURPLUS (1+2+3+4)		-3.456.270,86	-2.670.342,27
D) VARIATIONS IN NET EQUITY DUE TO INCOME AND EXPENDITURE DIRECTLY ENTERED IN NET EQUITY		396.992,39	-982.241,53
E) ADJUSTMENTS FOR CHANGES OF CRITERIA		0,00	0,00
F) ADJUSTMENTS FOR ERRORS		0,00	0,00
G) VARIATIONS IN THE FOUNDATION ENDOWMENT OR SOCIAL FUND		0,00	0,00
H) OTHER VARIATIONS		0,00	0,00
I) TOTAL RESULT, VARIATION IN NET EQUITY IN THE FINANCIAL YEAR		392.010,14	-878.199,26

Signed: The Secretary

Signed: The Member

Approved by: The President

Page 3

FUNDACIÓN OCEANA
ABBREVIATED REPORT
CORRESPONDING TO THE FINANCIAL YEAR ENDING ON DECEMBER 31, 2022

NOTE 1. THE FOUNDATION'S BUSINESS

1. According to that established in its bylaws, the foundation's purpose is as follows:

Fundación Oceana (hereinafter the Foundation) was incorporated on April 20, 2004, as a Spanish foundation, and it mainly carries out its business throughout Spain as well as in the different States of Europe.

The Foundation is registered with the Registry of Environmental Foundations, Ministry of the Environment, on November 3, 2004.

The Foundation's main work, as set out in Article 4 of its Bylaws:

Protection and restoration of the environment in the entire planet's oceans; dissemination and public awareness of the need to defend the seas; environmental education; promote cooperation among different international institutions with analogous purposes; scientific and economic research regarding the marine life cycle and the consequences of the actions of humans; dissemination of the oceans' problems via the distribution of information via regular and e-mail, the telephone or other media; exercising legal actions, both judicial and administrative, to protect the marine environment as well as developing all actions related or accessory to the purposes set forth herein.

The Board of Trustees of the Foundation approved on March 10, 2021, to modify article 1, point 4 of the by-laws regarding the business address of the Foundation, being located at the time in which these annual accounts were produce at Gran Vía 62, 7 Izquierda, Madrid.

The Board of Trustees:

In accordance with its bylaws, the Board of Trustees is the body that governs and represents the Foundation. At the time in which these annual accounts were produced, the Board of Trustees was comprised as follows:

James Frank Simon Jr.	President
Christopher Molony Sharkey	Secretary
Kathryn Alloway Matthews	Member

On March 10, 2021, the Board of Trustees approved the appointment of Kathryn Alloway Matthews as Foundation Board Member. At the same time Michael Frederick Hirshfield resigned from his position Board member.

The Foundation works jointly with Oceana Inc., which is based in Washington D.C. (USA).

2. The activities carried out during the financial year were:

During 2022, the Foundation has continued developing the activities for which it was established, focused on protecting and restoring the world's oceans. These activities have been developed in Spain and the different countries in the EU and its jurisdictional waters or in any ocean in which European flagged vessels fish or travel.


Signed: The Secretary


Signed: The Member


Approved by: The President

The Foundation's work in 2022 was focused on the following campaigns:

- Defending sustainable fisheries management in Europe to ensure that the European fishing resources recover and are kept below maximum sustainable yield levels.
- Minimising single-use plastics reaching the ocean, working so that the European directive on single use plastics establishes a significant reduction in the production of disposable and non-essential plastics as an objective and that this be reflected in national legislation.
- Eliminating Illegal, Unreported and Unregulated (IUU) fishing through transparency both within and outside of European waters.
- Increasing the effectiveness of the European network of Marine Protected Areas (MPAs) to contribute to the conservation of habitats and species and guarantee that actual MPAs have sufficient protection and do not become mere "paper parks".

We pursue our targets by:

- Direct advocacy with policy and legislation makers
- Scientific expeditions and research
- Social mobilization and communication campaigns

3. Activities were carried out in the following locations: mainly throughout the European territory and coastal countries of the Mediterranean basin. The Foundation has offices in Madrid, Brussels and Copenhagen as well as representation in Ireland. The Madrid office is the registered office of the Foundation, with employees in other locations being hired through representative offices according to local legislation.

The annual accounts are presented showing the costs incurred by all of these locations.

To carry out these activities, the Foundation works closely with other entities of Oceana in Europe: Oceana UK in United Kingdom with whom goals are shared and the organisation Friends of Oceana in Switzerland.

4. The functional currency used by the Foundation is the Euro.

NOTE 2. TERMS AND CONDITIONS OF THE ANNUAL ACCOUNTS PRESENTATION

1. True and fair view

The Board of Trustees considers that the aforementioned annual accounts reflect the true and fair view of the net assets, financial position, and results obtained in the financial year 2022, pursuant to the statutory provisions in force and the clarifications set forth in this report.

These annual accounts have been drawn up by the president from the Foundation's accounting books, which are maintained in accordance with the 2007 Spanish National Chart of Accounts (RD 1514/2007 of 16 November) and the standards for its adaptation for non-profit organisations (RD 1491/2011 of 24 October), which came into force on 1 January 2012. Likewise, the specifications of the Royal Decree 1/12021 of January 12, which came into force on 1 January 2021, and modifies previous standards, have been applied

There are no exceptions whereby the legal dispositions have not been applied to the accounting in so far as a reflection of a true view of the accounts is concerned.

The attached abbreviated report on the annual accounts will be submitted to the Board of Directors of the Foundation for approval assuming that it will be approved without any changes.

The abbreviated report on the annual accounts for the prior year were approved by the Board of Directors on June 23, 2022.

Signed: The Secretary

Signed: The Member

Approved by: The President

Page 5

2. Non-compulsory accounting principles

All the compulsory accounting principles which affect the assets, financial status, and profits and losses were applied in the drafting of the annual accounts.

The Foundation has applied the following accounting principles during 2022: working institution, accrual, uniformity, prudence, non-compensation, and relative importance.

3. Critical aspects of assessing and estimating uncertainty

The Foundation has prepared their financial statements under the principle of a functioning organisation. There are no key premises or data on the estimation of uncertainty on the closing date for the financial year, which are associated with a significant risk, nor might entail significant changes in the value of assets or liabilities.

There are no significant changes in the accounting estimates, which affect the current financial year or are expected to affect future financial years.

4. Comparative information

There are no grounds to prevent comparison of the annual accounts between this financial year and the previous year.

The annual accounts show, for comparison reasons, the figures for 2022 as well as those of the prior year for each of the line items of the balance sheet and the income statement. Likewise, the information contained in this report for 2022 is shown alongside that of 2021 for comparative purposes.

5. Items recorded in several entries

There are no assets recorded on two or more Balance Sheet lines.

6. Changes to accounting criteria

There have not been any changes to accounting criteria during the financial year.

7. Correction of errors

During the financial year 2022 no adjustments have been made to Net Equity due to errors from previous periods that had an impact on the financial year result.

8. Relative importance

The organisation, in keeping with the Conceptual Framework of the standards for adaptation of the Spanish National Chart of Accounts for non-profit organisations, has kept in mind the principle of relative importance in the annual accounts of 2022.

NOTE 3. FINANCIAL YEAR RESULT

1. The results of the financial year were negative, to the value of **-4.982,25 Euro**.
2. Accounting application proposal for the financial year's surplus:

BALANCE	2022	2021
Financial year surplus	-4.982,25	104.042,27
TOTAL	-4.982,25	104.042,27

Signed: The Secretary

Signed: The Member

Approved by: The President

APPLICATION	2022	2021
To surplus from previous financial years	-4.982,25	102.012,86
To negative results from previous financial years	0,00	2.029,41
TOTAL	-4.982,25	104.042,27

The proposal is to apply the positive results of previous years to the negative result of 2022, in this way complying with the application of results to the financial year of foundational activity.

NOTE 4. RECORDING AND VALUATION RULES

The main valuation regulations used by the Foundation in preparing its annual accounts are the following:

1. Intangible assets

The assets included here are intangible and valued at acquisition cost, if externally purchased, or at production cost, if manufactured within the Foundation. The acquisition cost includes VAT, as the Foundation is not a taxable person with regards to this tax.

Potential acquisitions free of charge are recorded at their reasonable value.

Irreversible durable amortisations due to the use of intangible assets are deducted applying amortisations, on a systematic basis, and depending on the product's life cycle, on the basis of the amortisation for operation, use, or obsolescence.

All Intangible assets are considered to have a finite useful life.

On the date of each balance sheet report the Foundation reviews the recorded value of its intangible assets to determine whether there are signs that said assets have experienced a loss in value. If there is any sign, the recoverable amount of the asset is calculated in order to determine the extent of the loss due to value deterioration, if any. If an asset does not generate cash flows that are independent from other assets, the Foundation calculates the recoverable amount of the cash-generating group to which the asset belongs.

Any items that have irreversibly lost all value are completely removed from the assets.

Computer Applications: The acquisition and development costs incurred relative to basic computer applications in the management of the Foundation are recorded under the "Computer Applications" line in the balance sheet.

Computer system maintenance costs are recorded in the profit and loss account of the financial year in which they are incurred.

Computer applications may be part of a tangible asset or may have a physical substance, thus including tangible and intangible elements. These assets are recognized as such when they are an integral part of the associated material assets and are necessary for their operation.

Amortisation of computer applications is linear over a period of three years following the start of use date of each application.

2. Tangible fixed assets

Fixed assets are initially valued at acquisition cost, which includes VAT and, if applicable, the additional expenses produced until the asset is ready for use.


Signed: The Secretary


Signed: The Member


Approved by: The President

Subsequently, they are reduced by the corresponding accrued depreciation and the appropriate appraisal corrections for deterioration and their reversal are made, if applicable.

The criteria followed is that which considers the costs of expansion, modernization or improvement involving extending the estimated useful life as the greatest value of the respective assets with market value as the maximum limit. Otherwise, the expenses of upkeep, repair, and maintenance incurred during the financial year, which are charged to the Income Statement.

The interest accrued until the start of operation of fixed assets, if any, is included in the cost; and, any interest accrued later is recorded as a financial expense.

The loss of value experienced by fixed assets is corrected through the depreciation accounts.

The Foundation depreciates its fixed assets according to the linear method, distributing the total cost of the assets over the years of estimated useful life and applying the following depreciation coefficients:

Assets	Depr. Coeff.	Assets	Depr. Coeff.
Technical installations	12%	Transportation items: loading/unloading equipment	12%
Electrical installations	8%	Transportation items: vehicles	16%
Furniture and Fittings	10%	Other Assets	10%
Photocopiers	15%	Other Assets: video and photographic cameras	25%
Information processing equipment	25%	Other Assets: vessel equipment	10% - 12%
		Other Assets: laboratory equipment	15%

Should any adjustments be made for reversible impairment losses, the corresponding note is made in the accounts, and it is recorded accordingly as an expense in the profit and loss account. Similarly, an increase to the value of the asset would be recorded and would appear as revenue in the profit and loss account

Should there be, for any reason, a significant discrepancy between the asset value based on its historical cost and the market value at the time of the close of the financial year, the corresponding loss will be recorded.

Any items that have irreversibly lost all their value are completely removed from the assets.

3. Real estate investments

The criteria described in the previous standards regarding fixed assets shall be applied to real estate investments.

The Foundation does not have any fixed asset items classified as real estate investments.

4. Historical heritage property

The Foundation currently has no assets that might be regarded as Historical Heritage Property, and has had no such assets since its incorporation.

5. Exchanges

The Foundation has not carried out exchange operations in the financial year.

6. Financial instruments

- a. The criteria used to classify and value the different categories of financial assets and liabilities are those of their liquidity (assets) and their degree of accountability (liabilities).


Signed: The Secretary


Signed: The Member


Approved by: The President

Assets are classified into long-term financial assets within Non-Current Assets, and in short-term financial investments within the Current Assets.

Liabilities are classified into Long-Term Debts (within Non-Current Liabilities) and Short-Term Debts (within Current Liabilities).

b. Short and Long-Term financial investments

Financial assets at amortised cost: initially they are valued at fair value plus transaction costs that can be directly attributed to them. Further valuation is done at amortised cost.

Financial assets at cost: Investments in group, multi-group and associated entities: The Foundation is part of the international organisation Oceana Inc.; and although there is no legal union, management bodies are shared by both. The members of the Foundation's Board of Trustees are employees of Oceana Inc.

Valuation is at fair value of the services received plus transaction costs that can be directly attributed.

Any deterioration is registered for the difference between the value to be recovered from accounts receivable and the accounting value they are registered at. Corrections of value due to deterioration and their reversal when the amount of that loss decreases due to causes related to a later event are recognised as an expense or income accordingly in the profit and loss account.

c. Financial liabilities

Financial liabilities at amortised cost: initially they are valued at the cost of the transaction, fair value for the services received adjusted by any transaction costs that can be directly attributed to them. Further valuation is done at amortised cost

The organisation will write-off a financial liability, or part of it, when the obligation is no longer; when it has been paid, cancelled or it has expired.

d. Criteria employed in determining income and expense coming from financial assets and liabilities:

- Income: Amount of interest or dividends obtained, capital gains from transfers which are calculated in the financial year in which they are accrued.
- Expenditures: Interest and losses from transfers are calculated in the financial year in which they are accrued.

7. Credits and debits from its own activity

Initially valued at their fair value, which unless there is evidence to the contrary is the transaction price.

8. Inventories

The Foundation has no recorded inventories at fixed values except for advances to suppliers, which are recorded at the value of the amount paid up front.

9. Foreign currency transactions

The functional currency used by the Foundation is the Euro.

Nevertheless, since activity started in the Copenhagen branch in January 2011, the Foundation also works on a daily basis with the official currency for that location, the Danish Krone. However, the Euro remains the functional currency for all Foundation operations.

The assessment of purchases made using foreign currency is done by converting the purchase price to local currency by applying the exchange rate at the time of the acquisition.

- Monetary items - Cash in foreign currency is valued at the exchange rate that would have arisen at the time of the purchase. At the end of the financial year, they are valued at the exchange


Signed: The Secretary


Signed: The Member


Approved by: The President

rate valid at that time, and the existing differences are recorded in accounting, allocating them to the profits (losses) in the financial year in which they are realised.

- Non-monetary items – These are valued by applying the exchange rate at the time of the transaction date.

Assets registered in foreign currencies: provisions for depreciation and amortisation are calculated from the amount in the functional currency, applying the exchange rate of the date when they are recorded.

Debtor, creditor, customer, and supplier balances, in foreign currencies and not cancelled, are recorded at their counter value in Euro, according to their exchange rate at the close of the financial year; unless, according to the principle of relative importance, changing the accounting value is not worth it or if there is an exchange insurance.

10. Corporate income tax

The Foundation meets the requirements set forth in Law 50/2002 of December 26 on taxation rate and incentives towards sponsorship. Therefore, it is exempt from paying taxes on activities that are in line with the Foundation's corporate purpose.

11. Income and expenditures

Any aid awarded by the entity is recognised at the time that it is approved.

Quotas from users or members are recognised as revenue in the period they correspond to.

Income from fundraising promotions, sponsors and collaborations are recognised when the campaigns and acts are carried out.

Recognition:

The entity recognises revenue for the normal development of its activity when the activities or agreed projects are carried out in exchange for the aid received. At that moment, the entity will value the revenue for the amount of the consideration it expects to receive for the work carried out.

For each obligation that is identified the entity will determine at the start of the agreement if the commitment that has been assumed will be fulfilled over time or at a certain moment.

Revenue originating from commitments that are fulfilled over time is recognised according to the degree of fulfilment or progress towards completion of contractual obligations as long as the entity has reliable information available with which to measure the degree of progress.

In those cases where contractual obligations are completed at a certain time, revenue from their completion is recognised at that moment.

Valuation:

Regular revenue from foundational activity is valued at the monetary value of its counterpart, received or expected.

While valuing revenue, the entity takes into account the best estimate of variable consideration if it is highly unlikely that there is to be a significant reversal of the amount recognised when any uncertainty associated to the consideration is resolved later.

The rest is set out in the Royal Decree 1/2021 of January 12 in case of application.


Signed: The Secretary


Signed: The Member


Approved by: The President

12. Provisions and contingencies

Likely or certain liabilities of any nature arising from ongoing litigations, claims, endorsements, guarantees, compensations, or pending debts for an indeterminate amount are provisioned against the financial year's outcome, according to a reasonable estimate of their amount.

13. Staff costs

The Foundation has no legal or contractual obligations in terms of pensions.

14. Grants, donations and legacies

Any non-refundable grants, donations, and legacies are recorded as income directly entered in net assets, and are recorded in the profit and loss account as income on a systematic and rational basis, matched to the expenses arising from the expenditure or investment that are the goal of the grant.

Any refundable grants, donations, and legacies are recorded as institution liabilities until they become non-refundable.

The Foundation requests and receives grants from several different public and private organisations to co-finance the projects it develops. Said grants are considered to be non-repayable insofar as they meet their contractual conditions, are valued at the amount granted, and allocated to profits (losses) proportionately insofar as the projects for which they have been granted are executed.

If the donations and legacies are granted without being assigned to a specific purpose, they will be recognised as income within the financial year in which they are granted.

15. Business combinations

No business combinations have been made.

16. Mergers between non-profit organisations

Not Applicable.

17. Joint ventures

The Foundation does not hold joint ventures.

18. Criteria used in related party transactions

Any operations carried out between related entities or persons are valued at their normal market value. Normal market value is understood to be that which would be agreed by independent entities or persons under free competition conditions.



Signed: The Secretary



Signed: The Member



Approved by: The President

NOTE 5. FIXED ASSETS, INTANGIBLE ASSETS AND REAL ESTATE INVESTMENTS

Analysis of changes during the period of each area of the balance sheet is included here and of any accumulated amortisations, depreciation, and adjustments to value due to impairment.

For 2022 and 2021, the following tables are presented:

1. Fixed assets

Table 1: TANGIBLE FIXED ASSETS - Table of Tangible Fixed Assets for the financial year.

As of December 31, 2022, there are tangible fixed assets to the amount of 282.611,18 Euro that are 100% depreciated, and as of December 31, 2021, the sum of depreciated tangible fixed assets was 264.748,66 Euro.

The depreciation applied during 2022 for all the tangible assets has been 54.456,63 Euro and during 2021 the amount depreciated was 46.323,24 Euro.

In April 2022 Tangible Fixed Assets were written off for an amount of 3.344,48 Euro, mainly due to the renovation of the Brussels office. These assets had disposal value impact to the books of 1.536,44 Euro at the time they were written-off.

At the end of 2021 Tangible Fixed Assets for an amount of 25.538,47 Euro were written off, mainly due to the renovation of the Brussels office, these assets were fully depreciated at the time of write-off.

2. Intangible assets

Table 2: INTANGIBLE ASSETS - Table of Intangible assets.

As of December 31, 2022, there are Intangible assets to the amount of 33.653,05 Euro that are 100% amortised, and as of December 31, 2021, the value was 33.653,05 Euro.

During the 2022 financial year, the institution has amortised intangible assets for 0,00 Euro. During 2021 the amount amortised was 0,00 Euro.

3. Real Estate Investments

Not Applicable.

4. Financial leases and other transactions of a similar nature on non-current assets

Not Applicable.


Signed: The Secretary


Signed: The Member


Approved by: The President

Financial Year 2022

Table 1: TANGIBLE FIXED ASSETS

	ITEM MOVEMENTS	A) BALANCE AT THE START OF THE FINANCIAL YEAR 2022	(+) Inflow	(+) Reversion of adjustment for impairment	(+) Transfers from other accounts	(-) Outflows	(-) Provision for impairment	B) BALANCE AT THE END OF THE FINANCIAL YEAR 2022
212	Technical facilities	3.344,48	874,99	0,00	0,00	3.344,48	0,00	874,99
216	Furniture	48.131,34	17.472,64	0,00	0,00	0,00	0,00	65.603,98
217	Information Processing Equipment	125.282,67	6.584,72	0,00	0,00	0,00	0,00	131.867,39
218	Transportation items ⁽¹⁾	79.906,05	0,00	0,00	0,00	0,00	0,00	79.906,05
219	Other fixed assets	298.856,12	24.742,46	0,00	0,00	0,00	0,00	323.598,58
		555.520,66	49.674,81	0,00	0,00	3.344,48	0,00	601.850,99
	DEPRECIATION	A) BALANCE AT THE START OF THE FINANCIAL YEAR 2022		(+) Provisions		(-) Reductions		B) BALANCE AT THE END OF THE FINANCIAL YEAR 2022
212	Technical facilities	1.621,76			230,03		1.808,04	43,75
216	Furniture	28.906,44			3.740,94		0,00	32.647,38
217	Information Processing Equipment	94.890,55			11.090,39		0,00	105.980,94
218	Transportation items ⁽¹⁾	79.906,05			0,00		0,00	79.906,05
219	Other fixed assets	148.999,56			39.395,27		0,00	188.394,83
		354.324,36			54.456,63		1.808,04	406.972,95
	NET VALUE	201.196,30						194.878,04

Table 2: INTANGIBLE ASSETS

	ITEM MOVEMENTS	A) BALANCE AT THE START OF THE FINANCIAL YEAR 2022	(+) Acquisitions	(+) Reversion of adjustment for impairment	(+) Transfers from other accounts	(-) Outflows	(+) Adjustment for impairment	B) BALANCE AT THE END OF THE FINANCIAL YEAR 2022
206	Computer Applications	33.653,05	0,00	0,00	0,00	0,00	0,00	33.653,05
		33.653,05	0,00	0,00	0,00	0,00	0,00	33.653,05
	AMORTISATION	A) BALANCE AT THE START OF THE FINANCIAL YEAR 2022		(+) Provisions		(-) Reductions		B) BALANCE AT THE END OF THE FINANCIAL YEAR 2022
206	Computer Applications	33.653,05			0,00		0,00	33.653,05
		33.653,05			0,00		0,00	33.653,05
	NET VALUE	0,00						0,00

Signed: The Secretary

Signed: The Member

Approved by: The President

Page 13

Financial Year 2021

Table 1: TANGIBLE FIXED ASSETS

	ITEM MOVEMENTS	A) BALANCE AT THE START OF THE FINANCIAL YEAR 2021	(+) Inflow	(+) Reversion of adjustment for impairment	(+) Transfers from other accounts	(-) Outflows	(-) Provision for impairment	B) BALANCE AT THE END OF THE FINANCIAL YEAR 2021
212	Technical facilities	14,908.13	1,031.32	0	0	12,594.97	0,00	3,344.48
216	Furniture	39,584.91	16,325.99	0	0	7,779.56	0,00	48,131.34
217	Information Processing Equipment	122,179.10	7,438.83	0	0	4,335.26	0,00	125,282.67
218	Transportation items ⁽¹⁾	79,906.05	0,00	0	0	0,00	0,00	79,906.05
219	Other fixed assets	166,963.57	132,721.53	0	0	828,98	0,00	298,856.12
		423,541,76	157,517,67	0,00	0,00	25,538,77	0,00	555,520,66
	DEPRECIATION	A) BALANCE AT THE START OF THE FINANCIAL YEAR 2021		(+) Provisions		(-) Reductions		B) BALANCE AT THE END OF THE FINANCIAL YEAR 2021
212	Technical facilities	13,774.31			442,42		12,594,97	1,621,76
216	Furniture	34,639,78			2,046,22		7,779,56	28,906,44
217	Information Processing Equipment	84,733,67			14,492,14		4,335,26	94,890,55
218	Transportation items ⁽¹⁾	79,668,67			237,38		0,00	79,906,05
219	Other fixed assets	120,723,46			29,105,08		828,98	148,999,56
	NET VALUE	333,539,89			46,323,24		25,538,77	354,324,36
		90,001,87						201,196,30

Signed: The Secretary

Signed: The Member

Approved by: The President

Table 2: INTANGIBLE ASSETS

	ITEM MOVEMENTS	A) BALANCE AT THE START OF THE FINANCIAL YEAR 2021	(+) Acquisitions	(+) Reversion of adjustment for impairment	(+) Transfers from other accounts	(-) Outflows	(+) Adjustment for impairment	B) BALANCE AT THE END OF THE FINANCIAL YEAR 2021
206	Computer Applications	33.653,05	0,00	0,00	0,00	0,00	0,00	33.653,05
		33.653,05	0,00	0,00	0,00	0,00	0,00	33.653,05
	AMORTISATION	A) BALANCE AT THE START OF THE FINANCIAL YEAR 2021	(+) Provisions		(-) Reductions		B) BALANCE AT THE END OF THE FINANCIAL YEAR 2021	
206	Computer Applications	33.653,05					0,00	33.653,05
		33.653,05					0,00	33.653,05
	NET VALUE	0,00						0,00


Signed: The Secretary


Signed: The Member


Approved by: The President

NOTE 6. HISTORICAL HERITAGE PROPERTY

Not Applicable.

NOTE 7. FINANCIAL ASSETS

1. Long-term Financial Assets

CLASSES	Long-term financial instruments			
	Other Credit Derivatives		Total	
	2022	2021	2022	2021
Assets at fair value with changes in profit or loss	0,00	0,00	0,00	0,00
Loans and accounts receivable	37.797,40	31.021,78	37.797,40	31.021,78
Available for-sale assets	0,00	0,00	0,00	0,00
Hedging derivatives	0,00	0,00	0,00	0,00
Total	37.797,40	31.021,78	37.797,40	31.021,78

LONG-TERM FINANCIAL INVESTMENTS	A) BALANCE AT THE START OF THE FINANCIAL YEAR	(+) Inflow	(-) Outflows	B) BALANCE AT THE END OF THE FINANCIAL YEAR
Long-Term constituted guarantees	22.600,00	15.197,40	0,00	37.797,40
Long-Term constituted deposits	8.421,78	1,12	8.422,90	0,00
Total	31.021,78	15.198,52	8.422,90	37.797,40

Loans and accounts receivable include cash guarantees and long-term deposits as security for compliance with office leases and leases of other premises where the Foundation carries out its activities.

Breakdown of guarantees and deposits at the end of financial years 2022 and 2021:

Description	2022	2021
Guarantees:		
Sagunto Warehouse	1.600,00	1.600,00
Madrid Office (Gran Via 62)	21.000,00	21.000,00
Brussels Office (Montoyer 39)	10.659,00	0,00
Copenhagen Office Klosterstræde 9 (33.750 Danish Krone)	4.538,40	0,00
Deposits:		
Brussels Office (Montoyer 39)	0,00	8.421,78

2. Short-term

CLASSES	Short-term financial instruments			
	Other Credit Derivatives		Total	
	2022	2021	2022	2021
Assets at fair value with changes in profit or loss	0,00	0,00	0,00	0,00
Loans and accounts receivable	1.318.511,28	657.179,33	1.318.511,28	657.179,33
Available for-sale assets	0,00	0,00	0,00	0,00
Hedging derivatives	0,00	0,00	0,00	0,00
Total	1.318.511,28	657.179,33	1.318.511,28	657.179,33

Signed:  The Secretary

Signed:  The Member

Approved by:  The President

Page 16

Loans and accounts receivable: the balance of this heading at year-end 2022 includes receivables from:

- Receivables from debtors as a result of the Foundation's activity:

Item	Starting Balance	Additions	Reductions	Final Balance
Oceana Inc	11.624,14	1.481.182,45	1.439.662,52	53.144,07
Oceana UK	33.808,06	176.392,16	33.808,06	176.392,16
EJF Environmental Justice Foundation	53.051,04	67.769,08	109.076,61	11.743,51
Foundation for the Third Millenium	58.058,42	2.628,64	44.474,23	16.212,83
Swedish Postcode Lottery	194.700,20	0,00	141.580,31	53.119,89
Levine Family Foundation	2.932,91	34.851,30	0,00	37.784,21
The Nature Conservancy TNC	-7,83	45.728,15	23.271,20	22.449,12
Global Fishing Watch	0,00	87.554,79	61.193,88	26.360,91
Seas At Risk	0,00	241.389,03	116.599,06	124.789,97
Zero Waste Europe	0,00	12.000,00	7.000,00	5.000,00
Siemens Gamesa	0,00	40.000,00	40.000,00	0,00
Ocean Born Foundation	0,00	25.000,00	25.000,00	0,00
TOTAL	354.166,94	2.214.495,60	2.041.665,87	526.996,67

- Other debtors and receivables:

Item	2022	2021
Travel advances to employees pending justification	-43,23	5,70
State Institutions, debtors for grants	790.406,00	280.000,00
Other Debtors	-0,01	0,00
Total	790.362,76	280.005,70

- Short-term investments in associated and group entities:

Item	2022	2021
Associated party – Friends of Oceana	0,00	22.885,54
Associated party – Oceana UK	999,58	-31,12
Associated party – Oceana Inc.	0,00	0,00
Total	999,58	22.854,42

- Short-term financial investments:

Item	2022	2021
Short-term guarantees	152,27	152,27
Total	152,27	152,27

3. Analysis of entries in the accounts to correct impairment losses

Not Applicable.

4. Information on financial assets that have been assessed at their fair value

Not Applicable.

5. Information on group, multi-group, and associated companies

Amounts due from Oceana UK and Oceana, Inc. are included in accounts receivables from debtors as a result of the Foundation's activity; these are for expenses incurred according to activities carried out.

Signed:  The Secretary

Signed:  The Member

Approved by:  The President

6. Codes of conduct for temporary financial investments

During the financial year to which the annual accounts presented correspond, the Foundation has made all temporary financial investments that are reflected in said accounts in compliance with the principles and recommendations indicated in the Codes of Conduct approved in the development of the third additional disposition of Law 44/2002 dated 22 November, on Financial System Reform Measures, with no deviations having been produced with respect to the criteria contained in the cited codes.

Specifically, the following principles have been taken into account to select various financial investments:

- Systems of selection and management have been established that are proportional to the volume and nature of the temporary financial investments made.
- The individuals that have made investments have sufficient technical knowledge and offer sufficient guarantees of professional competency and independence.
- The safety, liquidity, and profitability of the various possibilities for investment have been evaluated while monitoring the balance between these three principles and meeting the market conditions at the time of contracting.
- Risk has been diversified and temporary investments in securities or financial instruments negotiated on official secondary markets have been made with the goal of maintaining the liquidity of investments.
- Transactions that respond to a merely speculative use of financial resources have not been carried out, especially the sale of securities borrowed for this effect, intraday transactions, and transactions on futures and options markets.

NOTE 8. FINANCIAL LIABILITIES

1. Carrying value and breakdown

CLASSES	Short-term financial statements					
	Debt with credit institutions		Other derivatives		Total	
	2022	2021	2022	2021	2022	2021
Debits and accounts payable	28.381,50	6.446,96	257.484,04	160.515,82	285.865,54	166.962,78
Liabilities at fair value with changes in profit or loss	0,00	0,00	0,00	0,00	0,00	0,00
Others	0,00	0,00	0,00	0,00	0,00	0,00
Total	28.381,50	6.446,96	257.484,04	160.515,82	285.865,54	166.962,78

Debts with credit institutions:

The Foundation has a line of credit with La Caixa via a credit card with a maximum of 44.000 Euro.

	2022	2021
Debt with credit institutions (credit cards)	28.361,50	6.446,96

Other short-term accounts payable:

The breakdown of creditor accounts as of December 31, 2022 and December 31, 2021 by office is the following:

Item	2022				
	Spain	Belgium	Denmark	Ireland	Total
Compensation pending payment (salaries generated but pending payment)	31.125,74	71.942,07	2.228,65	0,00	105.296,46
Sundry creditors	142.855,94	0,00	0,00	0,00	142.855,94
Total	173.981,68	71.942,07	2.228,65	0,00	248.152,40

Signed:  The Secretary

Signed:  The Member

Approved by:  The President

Item	2021				Total
	Spain	Belgium	Denmark	Ireland	
Compensation pending payment (salaries generated but pending payment)	0,00	54.872,15	100,09	0,00	54.972,24
Sundry creditors	105.543,57	0,00	0,00	0,00	105.543,57
Total	105.543,57	54.872,15	100,09	0,00	160.515,81

The compensation pending payment item includes the proportional part of extra payments generated and unpaid to employees in the various branches that were provisioned as of 31 December, as well as the pending holidays for those offices where they are not used in the same year they are accrued in.

Short-term debts with associated and group entities:

The Foundation does not have any debt with associated and group entities at the date of close.

NOTE 9. USERS AND OTHER DEBTORS OF OWN ACTIVITIES

Users and other debtors due to activity		Starting balance	Increases	Decreases	Final balance
Users	Group and associated institutions	0,00	0,00	0,00	0,00
	Other Sources	0,00	0,00	0,00	0,00
	Total Users	0,00	0,00	0,00	0,00
Sponsors	Group and associated institutions	0,00	0,00	0,00	0,00
	Other Sources	308.734,74	936.441,62	947.715,92	297.460,44
	Total Sponsors	308.734,74	936.441,62	947.715,92	297.460,44
Affiliates	Group and associated institutions	45.432,20	1.706.324,55	1.522.220,52	229.536,23
	Other Sources	0,00	0,00	0,00	0,00
	Total Affiliates	45.432,20	1.706.324,55	1.522.220,52	229.536,23
Other receivables	Group and associated institutions	0,00	0,00	0,00	0,00
	Other Sources	0,00	0,00	0,00	0,00
	Total Other receivables	0,00	0,00	0,00	0,00
TOTALS		354.166,94	2.642.766,17	2.469.936,44	526.996,67

NOTE 10. BENEFICIARIES-CREDITORS

Beneficiaries - Creditors		Starting balance	Increases	Decreases	Final balance
Beneficiaries	Group and associated institutions	0,00	0,00	0,00	0,00
	Other Sources	0,00	0,00	0,00	0,00
	Total beneficiaries	0,00	0,00	0,00	0,00
Creditors	Group and associated institutions	0,00	0,00	0,00	0,00
	Other Sources	0,00	14.072,56	2.172,56	11.900,00
	Total creditors	0,00	14.072,56	2.172,56	11.900,00
TOTALES		0,00	14.072,56	2.172,56	11.900,00

These amounts correspond to the debt acquired through aid given for the fulfilment of foundational aims which were established in collaboration agreements between Oceana and other non-profit organisations, with whom outcomes of activities and projects carried out are shared.

Signed:  The Secretary

Signed:  The Member

Approved by:  The President

NOTE 11. SHAREHOLDERS' EQUITY

1. Entries

The composition and entries during the financial year in the shareholders' equity funds were as follows:

BALANCE ITEM MOVEMENTS				
SHAREHOLDERS' EQUITY	Starting balance	Increases	Decreases	Final balance
I. Foundation allocation / Social fund				
1. Foundation allocation / Social fund	30.000,00	0,00	0,00	30.000,00
II. Voluntary Reserves	0,00	0,00	0,00	0,00
III. Special Reserves	0,00	0,00	0,00	0,00
IV. Retained Earnings	0,00	0,00	0,00	0,00
V. Surplus from previous financial years	-2.029,41	104.042,26	0,00	102.012,85
VI. Financial year surplus	104.042,27	-4.982,25	104.042,27	-4.982,25
TOTALS	132.012,86	99.060,01	104.042,27	127.030,60

The Foundation's foundation allocation is 30,000 Euro face value that is entirely disbursed.

2. Specific considerations that affect reserves

Not Applicable.

NOTE 12. TAX SITUATION

1. Income tax:

The Foundation is exempt from corporate income tax as it meets the requirements of Law 49/2002 dated December 23, of the non-profit institution tax regulations and incentives to sponsorship, and whose exemption was requested in the tax declaration submitted to the Tax Agency.

The Foundation has not carried out any trade activity, and so the accounting outcome fully corresponds to its own activity.

Taxable base equal to zero.

2. Other taxes:

The only record for other taxes refers to small taxes and fees for road tax and for licenses to carry out building works in the new office in Madrid.

NOTE 13. REVENUES AND EXPENDITURES

• Monetary and non-monetary aid

This section shows aid given by the Foundation to entities for them to carry out their own activities.

a) Monetary Aid	Activity 1	Activity 2	Activity 3	Activity 4	Activity 5	No Specific Activity	Total
Monetary aid to individuals	0,00	2.172,56	11.900,0	0,00	0,00	0,00	14.072,56
Monetary aid to entities	0,00	0,00	0,00	0,00	0,00	0,00	0,00
Monetary aid via other entities or centres	0,00	0,00	0,00	0,00	0,00	0,00	0,00
b) Reimbursement of aid and allocations							
Reimbursement of aid and allocations	0,00	0,00	0,00	0,00	0,00	0,00	0,00
TOTAL	0,00	2.172,56	11.900,0	0,00	0,00	0,00	14.072,5

• Supplies and provisions

This section shows the cost of work carried out by other companies. There has not been any work carried out by other companies during 2022 or 2021.

Signed:  The Secretary

Signed:  The Member

Approved by:  The President

Page 20

- **Social expenses**

The grouping of social expenses (in Euro), depending on the branch where the employees are located, is as follows:

Item	2022				
	Madrid	Brussels	Copenhagen	Ireland	Total
Wages and Salaries	1.512.458,24	451.230,21	157.541,16	72.999,96	2.194.229,57
Severance payments	0,00	0,00	0,00	0,00	0,00
Social Security payable by the company	348.420,51	112.255,00	1.173,84	8.066,40	469.915,75
Other Social Security Costs (*)	21.768,76	1.060,00	0,00	0,00	22.828,76
Total	1.882.647,51	564.545,21	158.715,00	81.066,36	2.686.974,08

Item	2021				
	Madrid	Brussels	Copenhagen	Ireland	Total
Wages and Salaries	1.335.585,55	366.174,43	91.681,81	57.391,04	1.850.832,83
Severance payments	170,13	0,00	0,00	0,00	170,13
Social Security payable by the company	314.971,19	93.754,88	1.634,23	6.341,60	416.701,90
Other Social Security Costs (*)	14.490,97	85,96	21,03	13,90	14.611,86
Total	1.665.217,84	460.015,27	93.337,07	63.746,54	2.282.316,72

Wages and Salaries includes accruals for the extra payments and any accrued non-taken holidays at the end of the year. This accrual is done from 2022 for all the offices and for accrued holidays that have not been taken during the year.

Other Social Security costs includes the amount for continued vocational training subsidized by Fundación Tripartita. There were no subsidies of this kind in 2022 or 2021.

The average number of employees has increased from 31,19 in 2021 to 34,32 in 2022.

Account	2022	2021
642 Social Security payable by the company	469.915,75	416.701,90
649 Other social expenses	22.828,76	14.611,86
TOTAL	492.744,51	431.313,76

- **Other expenses from own activities**

Item	2022	2021
621 Leases and rent payments	110.753,33	82.004,91
622 Repairs and upkeep	92.050,25	74.119,07
623 Independent professional services	244.297,81	162.285,82
624 Transportation	0,00	8.714,90
625 Insurance premiums	42.129,96	47.077,94
626 Bank and similar services	8.760,32	8.765,06
627 Advertising, propaganda and public relations	103.606,28	98.896,41
628 Provisions	4.405,68	4.282,66
629 Other services	170.855,11	78.590,50
631 Other taxes	73,00	1.415,76
Total	776.931,74	566.153,03

The return to the offices has seen an increase to the other expenses from own activities items including lease and rent payments along with repairs and upkeep, travel expenses and events and meetings.

- **Profits originating from outside the Foundation's normal activity. Sum of the "Other profits" item.**

Other profits reflect the non-recurring results originated during the financial year and they can be positive or negative. During the financial year that these accounts correspond to there have not been any movements on this line item.

- **Income. Information on:**

The income corresponds to revenues from own activity; mainly due to grants, donations and legacies, affiliate fees, and sponsorship revenues, which are detailed in note 14.

a) Revenues from own activity

Year 2022

Activities	a) Associate and affiliate fees	b) User contributions	c) Income from promotions, sponsors and collaborations	d) Grants, donations and other legacies of the activity itself	Origin
Activity 1.- Defending sustainable fisheries management	0,00	0,00	2.310,00	118.062,47	Public funds, private funds
Activity 2.- Plastics	0,00	0,00	0,00	37.000,00	Public funds, private funds
Activity 3.- Eliminate IUU Fishing	0,00	0,00	385,41	307.795,39	Public funds, private funds and contributions from associated entities
Activity 4.- Increasing effectiveness of the European network of MPAs	0,00	0,00	0,00	342.870,30	Public funds, private funds
Activity 5.- Other activities supporting campaigns	0,00	0,00	0,00	0,00	Public funds, private funds
Funds not restricted to any specific activity	42.257,42	0,00	107.500,00	2.569.177,66	Public funds, private funds and contributions from associated entities
TOTAL	42.257,42	0,00	110.195,41	3.374.905,82	

Year 2021

Activities	a) Associate and affiliate fees	b) User contributions	c) Income from promotions, sponsors and collaborations	d) Grants, donations and other legacies of the activity itself	Origin
Activity 1.- Defending sustainable fisheries management	0,00	0,00	303,75	179.621,34	Public funds, private funds
Activity 2.- Plastics	0,00	0,00	0,00	0,00	Public funds, private funds
Activity 3.- Eliminate IUU Fishing	0,00	0,00	0,00	286.659,39	Public funds, private funds and contributions from associated entities
Activity 4.- Increasing effectiveness of the European network of MPAs	0,00	0,00	0,00	289.007,60	Public funds, private funds
Activity 5.- Other activities supporting campaigns	0,00	0,00	0,00	0,00	Public funds, private funds
Funds not restricted to any specific activity	35.487,71	0,00	6.290,00	2.219.827,89	Public funds, private funds and contributions from associated entities
TOTAL	35.487,71	0,00	6.593,75	2.975.116,22	

This revenue distribution includes income from donations restricted to specific activities. The amount shown in Funds not restricted to any specific activity is for all planned activities in the year.


b) Revenues from trade activity

Not Applicable.

c) Other income

The remaining income corresponds to financial income generated by accounts and bank deposits and income from exchange differentials.

Signed:  The Secretary

Signed:  The Member

Approved by:  The President

NOTE 14. SUBSIDIES, DONATIONS, AND BEQUESTS

I. Donations and subsidies obtained to finance the projects and actions in which the Foundation collaborates are recorded here. They correspond to projects that meet the objectives of the Foundation's activity outlined in the first section of this Report.

The Foundation considers the grants received as income, not in terms of collecting them but rather as they are applied to the projects for which they have been granted. Therefore, when funds are allocated to cover project expenses while, at the same time, that application of funds are recorded as an expense, the proportional part of the grant that corresponds to income is allocated, the rest remaining in grant and donation accounts to be distributed over several financial years.

All income received from grants, donations, and legacies received have been used for the Foundation's statutory activities.

All conditions associated to grants and donations received have been met.

Balance item movements:

Year 2022

BALANCE ITEM MOVEMENTS				
Grants, donations and legacies	Starting balance	Increases	Decreases	Final balance
320 . Other grants	57.160,10	1.630.406,00	757.160,10	930.406,00
321. Other donations and legacies	702.198,78	565.282,64	1.041.536,15	225.945,27
TOTALS	759.358,88	2.195.688,64	1.798.696,25	1.156.351,27

Year 2021

BALANCE ITEM MOVEMENTS				
Grants, donations and legacies	Starting balance	Increases	Decreases	Final balance
. Other grants	744.838,77	0,00	687.678,67	57.160,10
Other donations and legacies	996.761,64	1.688.100,74	1.982.663,60	702.198,78
TOTALS	1.741.600,41	1.688.100,74	2.670.342,27	759.358,88

Income statement movements:

INCOME STATEMENT MOVEMENTS		
Grants, donations and legacies	2022	2021
740. Grants, donations	701.093,29	653.386,07
747. Other donations and legacies transferred to surplus for the year	2.673.812,53	2.321.730,15
TOTALS	3.374.905,82	2.975.116,22


Signed: The Secretary


Signed: The Member


Approved by: The President

Characteristics of grants, donations, and legacies:

Year 2022

Account	Type	Granting institution	Purpose, and/or item acquired with the grant or donation	Year of grant	Period of application	Amount granted	Decreases of the amount granted	Entered in Results in prior years	Entered in the Financial Results	Total entered in Results	Amount pending allocation
740	Public Funds	European Commission - Life Operating Grant 2020-2021	Oceana's Activities	2020	2020-2021	1.385.707,40	56.066,81	1.308.547,30	1.093,29	1.309.640,59	0,00
740	Public Funds	European Commission - Life Operating Grant 2022-2024	Oceana's Activities	2022	2022-2024	1.400.000,00	0,00	0,00	700.000,00	700.000,00	700.000,00
740	Public Funds	European Commission - Ocean Citizen	Oceana's Activities	2022	2023-2024	230.406,00	0,00	0,00	0,00	0,00	230.406,00
		Public sector Subsidies and Aid				2.996.113,40	56.066,81	1.308.547,30	701.093,29	2.069.640,59	930.406,00
747	Private Entity	National Postcode Lottery (Dutch Postcode)	Oceana's Activities	2020	2020-2022	1.000.000,00	0,00	666.666,00	333.334,00	1.000.000,00	0,00
747	Private Entity	Foundation for The Third Millennium - Areas Marinas Protegidas (150.000 CHF)	Oceana's Activities	2020	2020-2022	140.980,05	0,00	94.596,80	50.483,10	145.068,90	-4.088,85
747	Private Entity	Environmental Justice Foundation (Walton FF - 101400 USD)	Oceana's Activities	2021	2021-2022	83.887,61	0,00	12.043,76	51.079,15	63.122,91	20.764,70
747	Private Entity	Environmental Justice Foundation (Transparency Y3 - 59.855 USD)	Oceana's Activities	2020	2020-2022	81.103,61	0,00	69.110,48	9.449,13	78.559,61	2.544,00
747	Private Entity	Environmental Justice Foundation (IUU Coalition Y1 - 65000 USD)	Oceana's Activities	2022	2022-2023	85.473,48	0,00	0,00	62.714,62	62.714,62	2.759,86
747	Private Entity	The Nature Conservancy - Oceana's (Control Regulation Y2 - 34450 USD)	Oceana's Activities	2021	2021-2022	36.573,14	0,00	35.240,52	2.890,34	38.170,86	-1.657,72
747	Private Entity	The Nature Conservancy - Oceana's (Control Regulation Y3 - 51292.35 USD)	Oceana's Activities	2022	2022-2023	46.728,15	0,00	0,00	43.114,74	43.114,74	2.613,41
747	Private Entity	Global Fishing Watch (IUU Ending trawling Y1)	Oceana's Activities	2021	2021-2022	34.100,00	0,00	7.486,57	26.613,43	34.100,00	0,00
747	Private Entity	Global Fishing Watch (IUU Ending trawling Y2)	Oceana's Activities	2022	2022-2023	35.100,00	0,00	0,00	15.450,73	15.450,73	19.649,27
747	Private Entity	Global Fishing Watch (IUU Transparency Y1 - 52700 USD)	Oceana's Activities	2022	2022-2023	52.454,79	0,00	0,00	16.012,32	16.012,32	36.442,47
747	Private Entity	Swedish Postcode Lottery (2.000.000 SEK)	Oceana's Activities	2021	2022-2023	194.700,20	0,00	0,00	64.487,90	64.487,90	130.212,30
747	Private Entity	Levine Family Foundation (Pesca Illegal - 25000 GBP)	Oceana's Activities	2021	2021-2022	28.734,98	0,00	19.940,99	9.713,53	29.654,52	-919,54
747	Private Entity	Levine Family Foundation (Pesca Sostenible 30.000 GBP)	Oceana's Activities	2022	2022-2023	34.851,30	0,00	0,00	11.273,00	11.273,00	23.578,30
747	Private Entity	Seas at Risk (MPAs)	Oceana's Activities	2022	2022	241.389,03	0,00	0,00	241.389,03	241.389,03	0,00
747	Private Entity	Ocean Bom Foundation	Oceana's Activities	2022	2022	25.000,00	0,00	0,00	25.000,00	25.000,00	0,00
747	Private Entity	Zero Waste Europe	Oceana's Activities	2022	2022-2023	12.000,00	0,00	0,00	12.000,00	12.000,00	0,00
747	Private Entity	Siemens Gamesa	Oceana's Activities	2022	2022	40.000,00	0,00	0,00	40.000,00	40.000,00	0,00
747	Private Entity	Archipelagos (Aegian Sea Expedition)	Oceana's Activities	2022	2022	1.193,90	0,00	0,00	1.193,90	1.193,90	0,00
7471	Private Entity	Oceana UK	Oceana's Activities	2022	2022	1.481.182,45	0,00	0,00	1.481.182,45	1.481.182,45	0,00
7471	Private Entity	Oceana Inc	Oceana's Activities	2022	2022	176.392,16	0,00	0,00	176.392,16	176.392,16	0,00
747	Private Entity	Exchange differences foreign currency grants	Oceana's Activities	2022	2022		5.951,93			0,00	-5.951,93
		Other Subsidies transferred to surplus for the year				3.810.784,85	5.951,93	905.075,12	2.673.812,53	3.578.887,85	225.946,27
		TOTAL				8.908.000,38	62.018,74	2.213.822,42	3.374.906,82	5.588.528,24	1.188.301,27

Income applied to the year's results that correspond to grants received in foreign currencies are applied with the exchange rate of the transaction date. The amounts pending application that are in the accounts 130,131 and 132 are revalued at the close of each year. This creates a difference in the accounting value between the accounting balance at the end of the year by donor or grant and the "Amount Pending Allocation" shown in this table. The difference is adjusted on the line "Exchange differences foreign currency grants".

Signed: The Secretary

Signed: The Member

Approved by: The President

Year 2021

Account	Type	Granting institution	Purpose, and/or item acquired with the grant or donation	Year of grant	Period of application	Amount granted	Decrease of the amount granted	Entered in Results in prior years	Entered in financial Results	Total entered in Results	Amount pending allocation
740	Public Funds	European Commission - Life Operating Grant 2020-2021	Oceans's Activities	2020	2020-2021	1,365,707,40	0,00	655,161,23	653,386,07	1,308,547,30	57,160,10
Public sector Subsidies and Aid											
747	Private Entity	National Postcode Loterij (Dutch Postcode)	Oceans's Activities	2020	2020-2022	1,000,000,00	0,00	655,161,23	663,386,07	1,308,547,30	57,160,10
747	Private Entity	Foundation for The Third Millennium	Oceans's Activities	2020	2020-2022	140,960,05	0,00	333,333,00	333,333,00	666,666,00	333,334,00
747	Private Entity	Acessium Foundation	Oceans's Activities	2017	2017-2021	780,000,00	0,00	46,202,60	48,384,20	94,586,80	46,393,25
747	Private Entity	Environmental Justice Foundation (Walton FF)	Oceans's Activities	2021	2021-2022	63,887,61	0,00	0,00	215,263,18	780,000,00	0,00
747	Private Entity	Environmental Justice Foundation (05-Y3)	Oceans's Activities	2020	2020-2021	81,103,61	0,00	26,318,76	42,791,72	69,110,48	11,993,13
747	Private Entity	The Nature Conservancy - Oceans 5	Oceans's Activities	2021	2021	36,513,14	0,00	0,00	35,240,52	35,240,52	1,272,62
747	Private Entity	Global Fishing Watch	Oceans's Activities	2021	2021	34,100,00	0,00	0,00	7,486,57	7,486,57	26,613,43
747	Private Entity	Ocean Born Foundation	Oceans's Activities	2021	2021	25,000,00	0,00	0,00	25,000,00	25,000,00	0,00
747	Private Entity	Swedish Postcode Lottery	Oceans's Activities	2021	2022-2023	194,700,20	0,00	0,00	0,00	0,00	194,700,20
747	Private Entity	Levine Family Foundation	Oceans's Activities	2021	2021-2022	28,734,98	0,00	0,00	19,940,99	19,940,99	8,793,99
747	Private Entity	March Asset Management	Oceans's Activities	2021	2021	63,221,34	0,00	0,00	63,221,34	63,221,34	0,00
747	Private Entity	Boston Consulting Group France	Oceans's Activities	2021	2021	5,000,00	0,00	0,00	5,000,00	5,000,00	0,00
7471	Private Entity	Oceana UK	Oceans's Activities	2021	2021	270,845,21	0,00	0,00	270,845,21	270,845,21	0,00
7471	Private Entity	Oceana Inc	Oceans's Activities	2021	2021	1,243,179,66	0,00	0,00	1,243,179,66	1,243,179,66	0,00
747	Private Entity	Exchange differences foreign currency grants	Oceans's Activities	2022	2022	3,987,265,80	-7,254,31	970,591,18	2,321,730,15	3,292,321,33	702,196,78
Other Subsidies transferred to surplus for the year						3,987,265,80	-7,254,31	970,591,18	2,321,730,15	3,292,321,33	702,196,78
TOTAL						5,352,973,20		1,625,752,41	2,975,116,22	4,600,668,03	759,358,99

Income applied to the year's results that correspond to grants received in foreign currencies are applied with the exchange rate of the transaction date. The amounts pending application that are in the accounts 130,131 and 132 are revalued at the close of each year. This creates a difference in the accounting value between the accounting balance at the end of the year by donor or grant and the "Amount Pending Allocation" shown in this table. The difference is adjusted on the line "Exchange differences foreign currency grants".

Signed: The Secretary

Signed: The Member

Approved by: The President

NOTE 15. THE ENTITY'S BUSINESS ACTIVITY. APPLICATION OF EQUITY COMPONENTS FOR THE FOUNDATION'S OWN USE. ADMINISTRATION EXPENSES.

15.1. The entity's business activity

I. Activities performed.

ACTIVITY 1

A) Identification

Name of the activity	Defending Sustainable Fisheries Management
Type of activity	The Foundation's own
Identification of the activity by sector	Environment
Location where the activity is carried out	Europe

Detailed description of the activity carried out.

The activities implemented in 2022 were the following:


- After two years of Oceana campaigning in defence of the Common Fisheries Policy (CFP), Virginijus Sinkevičius (Commissioner for Environment, Oceans and Fisheries) confirmed in public meetings with the European Parliament and with stakeholders that he is firmly opposed to initiating a reform of this policy. This means that the CFP is secured at least until mid-2024, when the Commissioner's term will end.
- Also, after our contributions and recommendations to the public consultations on the Commission's report on the functioning of the CFP, we have succeeded in including Oceana's priorities for better implementation of the policy and includes a clear reference to climate action.
- We successfully influenced the 2023 TACs negotiations to be set below advised maximum sustainable catch limits (FMSY or FPA) to facilitate their ecological role. In October, the Council of Ministers of the EU set 2023 catch limits below the maximum sustainable level for two forage fish stocks (Baltic sprat and Central Baltic herring). These decisions are expected to enable the ecological role of these fishes. In the case of overexploited fish stocks, in March, the EU and the UK reached an agreement on the TAC for the depleted central-southern North Sea sandeel, following scientific advice aimed at recovering the stock. In October, the Council of Ministers of the EU agreed on a TAC that will support the rebuilding of the severely overexploited Western Baltic cod. These decisions are expected to trigger significant (>80%) biomass increases for these depleted stocks.
- Following sustained advocacy by Oceana to push the European Commission to tackle the problem of heavily overfished stocks, its proposal for Baltic Sea fishing limits included a provision stating that "No directed fisheries are permitted under this quota" for three severely depleted stocks (Western Baltic cod, Eastern Baltic cod, and Western Baltic herring). A similar provision has been included for another five depleted stocks in the Commission's proposal for Northeast Atlantic TACs.
- Finally, in relation to our work in the UK influencing the new fisheries legislation (UK Joint Fisheries Statement (JFS) sources from the Department for Environment, Food & Rural Affairs and the Scottish Government indicate that we have succeeded in getting many of our priorities in the draft text, including commitments to the ecosystem approach, MSY, and protecting blue carbon habitats.

B) Human resources employed in the activity

Type	Number		No. hours/year	
	Estimated	Realised	Estimated	Realised
Salaried staff	21	19	7.978	6.832
Staff members with service contracts	0	0	0	0
Volunteers	0	0	0	0

Signed:  The Secretary

Signed:  The Member

Approved by:  The President

C) Beneficiaries or users of the activity

In a project with these characteristics, it is complicated to estimate the exact number of beneficiaries, especially those that are indirect.

Regarding direct beneficiaries, these include personnel from institutions relating to fisheries management, study and/or conservation; these groups include public administration bodies (Ministries, Regional department offices), faculties of Ocean Sciences and Biology, and other foundations and non-profit associations, etc.

Indirect beneficiaries cannot be quantified when the results are presented through the media.

D) Economic resources used for the activity

Expenditure / Investment	Value	
	Estimated	Realised
Personnel expenses	376.492,02	347.228,59
Other expenses from activity	85.526,90	90.397,35
Expenses subtotal	462.018,92	437.625,94
Purchase of fixed assets (except for Historical Heritage Assets)	0,00	0,00
Purchase of Historical Heritage Assets	0,00	0,00
Cancellation of non-commercial debt	0,00	0,00
Investment subtotal	0,00	0,00
TOTAL RESOURCES EMPLOYED	462.018,92	437.625,94

E) Goals and Activity Indicators

Goal	Indicator	Quantification	
		Forecast	Realised
O1 - The Common Fisheries Policy is defended.	CFP Report acknowledges the need for better implementation, a scientific based approach on annual fishing opportunities and a clear reference to climate action	1	1
O1 - The Common Fisheries Policy is defended.	Contributions to official consultation on the CFP	1	4
O2 - EU commercial stocks, including stocks shared with the UK, are fished at sustainable management levels.	Nº forage fish stocks set below advised maximum sustainable catch limits (FMSY or FPA)	3	3
O2 - EU commercial stocks, including stocks shared with the UK, are fished at sustainable management levels.	Nº 2023 TACs adopted for severely overexploited stocks	2	2

ACTIVITY 2

A) Identification

Name of the activity	Minimising Single-Use Plastics reaching the Ocean
Type of activity	The Foundation's own
Identification of the activity by sector	Environment
Location where the activity is carried out	Europe


Signed: The Secretary


Signed: The Member


Approved by: The President

Detailed description of the activity carried out.

The activities implemented in 2022 were the following:

- We successfully influence the government of Spain to include best practice provisions into the Law on Waste and Contaminated Soils for a Circular Economy approved in April 2022. The measures go beyond the requirements of the EU Single-Use Plastics Directive and is the result of Oceana's advocacy efforts targeting ministries, MPs and senators, sharing best cases from other countries and proposals for amendments; we responded public consultations, arranged meetings, wrote policy briefings, launched campaigns on social media, etc.
- We were not able to fully achieve our goal to set up refillable systems for cups and bottles in Denmark and Spain. In Denmark, after sharing the results of our research and recommendations, we got the support from the mayor of Copenhagen to start a test pilot, getting also the support from the Danish Association of Restaurants and Cafés. A setback in the approval of the municipality's 2023 budget cast doubts on whether this would finally happen. In the case of Spain, the Royal Decree on Packaging established that producers would have to set a deposit return system to collect the refillable containers they place on the market.
- Despite our efforts to create at least one on-site phase-out/ban of throwaway containers in Denmark or Spain, political setbacks and delays (i.e. Andalusian elections in Spain) we were not able to achieve this goal. We commissioned different legal analysis and how best to transpose it on to legislation and shared it with relevant authorities, but the results were inconclusive by the end of the year.
- We were successful in influencing the Spanish government to draft legislation with binding targets to reduce plastic packaging as the new Royal Decree for Packaging sets an overall reduction target of packaging by 15% in 2030 versus 2010.

B) Human resources employed in the activity

Type	Number		No. hours/year	
	Estimated	Realised	Estimated	Realised
Salaried staff	23	22	11.397	10.521
Salaried staff (temporary staff for expeditions)	0	5	0	160
Staff members with service contracts	0	0	0	0
Volunteers	0	0	0	0

C) Beneficiaries or users of the activity


In a project with these characteristics, it is complicated to estimate the exact number of beneficiaries, especially those that are indirect as mentioned above.


D) Economic resources used for the activity

Expenditure / Investment	Value	
	Estimated	Realised
Expenses from aid and others	0,00	2.172,56
Monetary aid	0,00	2.172,56
Personnel expenses	493.006,42	520.354,56
Other expenses from activity	108.238,97	115.303,87
Expenses subtotal	601.245,39	637.830,99
Purchase of fixed assets (except for Historical Heritage Assets)	2.000,00	1.367,44
Investment subtotal	2.000,00	1.367,44
TOTAL RESOURCES EMPLOYED	603.245,39	639.198,43

E) Goals and Activity Indicators

Signed:  The Secretary

Signed:  The Member

Approved by:  The President

Goal	Indicator	Quantification	
		Forecasted	Realised
O1 The Spanish Government includes best practices in the Waste Law to reduce the use of single use plastics	Transposition of the EU Directive includes best practices provisions in the Waste Law.	1	1
O2 Create systems for returnables in Denmark and Spain	Proposals on returnable systems	1	0
O3 Implement systems for returnable containers	Nº of companies or public official in Denmark publicly commits to implement a DRS	1	1
O4 Create plastic free zones by law	Nº of public authorities in Spain or Denmark to draft measures for an on-site phase-out of throwaway containers.	1	0
O5 Participate in public consultations to reduce plastic packaging	Participation of public consultation in Spain to reduce plastic packaging.	1	1

ACTIVITY 3

A) Identification

Name of the activity	Eliminating IUU Fishing Through Transparency
Type of activity	The Foundation's own
Identification of the activity by sector	Environment
Location where the activity is carried out	Europe

Detailed description of the activity carried out.

The activities implemented in 2022 were the following:

- The expected achievements on the EU Control Regulation (i.e. vessel tracking and increased transparency) has been delayed one more year. The negotiation has been taking place for almost five years and a provisional agreement has been reached between the three main EU institutions to make public annual data on Member State Control efforts and an agreement seems in sight to require vessel tracking for all vessels from 2030 onwards. As part of our advocacy efforts this year we led an artistic stunt in front of the European Parliament in June to urge the European Parliament to stay strong on its position.
- After three years of intense advocacy, we were successful influencing the International Commission for the Conservation of Atlantic Tunas (ICCAT) to mandate its members to take action against operators, owners (including beneficial owners), logistics and service providers (including communications, insurance or any other financial services) linked to IUU fishing.
- We also influenced the General Fisheries Commission for the Mediterranean (GFCM) to adopt binding measures to make public the list of vessels that are authorised to fish deep-sea shrimp and hake in the Strait of Sicily and to require key data from vessels fishing in future Fisheries Restricted Areas. We have been researching and submitting evidence of IUU activities in these areas for years.
- We also got one satellite company, one third party risk screener and a certification company improved their due diligence against IUU vessels and will screen against the official IUU vessel list.
- Finally, we influenced the European Commission to publicly criticize in a report the lack of national measures to sanction the ultimate owners of vessels committing illegalities, and called on national administrations to set up databases which include this type of information. The European Parliament called for more action to tackle and limit the use of flags of convenience.

B) Human resources employed in the activity

Type	Number		No. hours/year	
	Estimated	Realised	Estimated	Realised
Salaried staff	24	24	10.699	8.863
Salaried staff (temporary for expeditions)	0	0	0	0
Staff members with service contracts:	0	0	0	0

C) Beneficiaries or users of the activity

In a project of these characteristics, it is complicated to estimate the exact number of beneficiaries, especially indirect beneficiaries, as indicated in the previous activity.

D) Economic resources used for the activity

Expenditure / Investment	Value	
	Estimated	Realised
Expenses from aid and others	0,00	11.900,00
a) Monetary aid	0,00	11.900,00
Personnel expenses	464.023,93	379.496,52
Other expenses from activity	109.087,18	107.210,85
	0,00	7,93
Expenses subtotal	573.111,11	498.615,30
Purchase of fixed assets (except for Historical Heritage Assets)	0,00	0,00
Purchase of Historical Heritage Assets	0,00	0,00
Cancellation of non-commercial debt	0,00	0,00
Investment subtotal	0,00	0,00
TOTAL RESOURCES EMPLOYED	573.111,11	498.615,30

E) Goals and Activity Indicators

Goal	Indicator	Quantification	
		Forecasted	Realised
O1 The EU imposes the use of tracking systems for vessels (VMS) for small-scale vessels	EU mandate on vessel tracking for small-scale vessels	1	0
O2 ICCAT demands that its members sanction citizens who support IUU fishing	ICCAT measures requiring its members to take action against companies and IUU vessels	1	1
O3 CGPM strengthens its list of authorized vessels	GFCM adopts a measure to publish authorized vessels list.	1	1
O4 At least one large company confirms that IUU fishing vessels do not have access to their services and introduce requirements to increase transparency in the sector.	Nº of service providers to the fishing industry improving its operational processes.	1	3
O5 The European Commission publicly recognizes the risk of EU citizens involved in illegal fishing	European Commission commit to publish a register in 2023	1	1

ACTIVITY 4

A) Identification

Name of the activity	Building Effectiveness of the MPA Network in Europe
Type of activity	The Foundation's own
Identification of the activity by sector	Environment
Location where the activity is carried out	Europe

Detailed description of the activity carried out.

The activities implemented in 2022 were the following:

- On the protection of biodiversity hotspots, we focused on our proposal to protect the the Cabliers Bank (in the Alboran Sea) and its unique deep-sea ecosystems. Oceana developed the scientific proposal for this new fisheries closure and succeeded in getting the EU and Morocco to champion it. However, Algeria opposed it at the last minute. Therefore, the GFCM adopted a roadmap for the protection of Cabliers which includes a scientific expedition, followed by the adoption of management and control measures at the annual GFCM meeting in 2023.
- We have been advocating and working with the Spanish government to increase MPA coverage, with a final commitment in July to increase it to 25% of Spanish waters by 2025, as part of a longer-term roadmap to deliver 30% protection by 2030. The plan includes many areas that Oceana has researched and advocated to protect, such as El Hierro (Canary Islands), which the Spanish Minister of Environment committed to designate as the first entirely marine national park in Spain.
- According to our sources in the European Commission, we have succeeded in securing the inclusion of Oceana's priority points in the Commission's report on the functioning of the CFP after intense advocacy efforts, dedicated social media actions and dissemination of our priorities. In line with our demands, the report is expected to acknowledge that management of fisheries in MPAs has failed, and that better implementation of the policy is needed.
- Oceana is leading the marine NGO advocacy in Brussels to strengthen the text of the upcoming EU Restoration Law through amendments proposed to Members of the European Parliament and coordinating the advocacy efforts to disseminate our recommendations. In June, the European Commission presented its proposal, which sets binding targets for restoring at least 20% of the EU's land and sea areas by 2030. The proposal has been delayed because of the war in Ukraine and votes are not expected until spring 2023.
- Unfortunately, we were no able to achieve a proposal on the EU Action Plan to conserve fisheries resources and protect marine ecosystems that includes options to deliver a prohibition on bottom-trawling in EU MPAs. Despite our campaigning against bottom trawling and that the Action Plan is expected to call on EU Member States to ban destructive fishing inside their MPAs by 2024, it has been delayed one more year primarily because of the influence of the fishing industry.
- On the protection of MPAs in the UK, we influenced the UK government to adopt new byelaws banning bottom-towed gear inside four offshore MPAs, including in the entire UK part of the Dogger Bank. The government also launched the process to develop byelaws for 13 more MPAs, which are not likely to be adopted until 2023. This achievement is the result of our previous advocacy work and pressure through a legal analysis on MPAs management in the UK. In June, the UK government also announced five proposed pilot HPMA sites in English waters: three in the North Sea, one in the Irish Sea, and one in the Channel. Oceana responded to the public consultation in September, calling for all the proposed sites to be designated urgently, with the highest level of protection. The government plans to designate the pilot HPMA sites in 2023, following its review of the consultation responses.

B) Human resources employed in the activity

Type	Number		No. hours/year	
	Estimated	Realised	Estimated	Realised
Salaried staff	23	22	9.677	9.092
Salaried staff (temporary for expeditions)	0	5	0	160
Staff members with service contracts	0	0	0	0
Volunteers	0	0	0	0

Signed: The Secretary

Signed: The Member

Approved by: The President

Page 31

C) Beneficiaries or users of the activity

In a project of these characteristics, it is complicated to estimate the exact number of beneficiaries, especially indirect beneficiaries, as indicated in the previous activity.

D) Economic resources used for the activity

Expenditure / Investment	Value	
	Estimated	Realised
Personnel expenses	465.421,60	496.626,40
Other expenses from activity	87.585,56	87.324,99
Expenses subtotal	553.007,16	583.951,39
Purchase of fixed assets (except for Historical Heritage Assets)	0,00	0,00
Purchase of Historical Heritage Assets	0,00	0,00
Cancellation of non-commercial debt	0,00	0,00
Investment subtotal	0,00	0,00
TOTAL RESOURCES EMPLOYED	553.007,16	583.951,39

E) Goals and Activity Indicators

Goal	Indicator	Quantification	
		Forecasted	Realised
O1 Protection of high biodiversity zones to protect sensitive habitats or species	Nº of closures to protect sensitive habitats or species.	2	1
O1 Protection of high biodiversity zones to protect sensitive habitats or species	Nº of public consultations to designate MPAs	1	1
O2 Prohibition on bottom trawling in coastal areas and marine protected areas of the EU	Nº of proposals from the EU to the GFCM to extend the GFCM deep-sea trawling ban to encompass waters below 800 metres depth	1	0
O2 Prohibition on bottom trawling in coastal areas and marine protected areas of the EU	Adoption of an ambitious position by the EU on the future EU Restoration Law	1	0
O2 Prohibition on bottom trawling in coastal areas and marine protected areas of the EU	CFP Report recognises the failure of fisheries management in MPAs	1	0
O3 Increase the expanse of marine protected areas (MPAs)	Nº of public consultations on precautionary management measures in the INTERMARES sites.	1	0

ACTIVITY 5

A) Identification

Name of the activity	Activities of Support and Awareness
Type of activity	The Foundation's own
Identification of the activity by sector	Environment
Location where the activity is carried out	Europe

Detailed description of the activity carried out.

Signed:  The Secretary

Signed:  The Member

Approved by:  The President

These are the main activities carried out in relation to the activity:

- Supporting work that has been carried out in other Oceana offices with whom we actively collaborate as is the case of cooperation with Oceana Inc and Oceana UK. With the latter we are collaborating for the development of campaigns in United Kingdom and its planned expansion from 2022 onwards, following the common goals for activities in Europe and incorporating results in each of the previously mentioned campaigns. Additionally, there is continued collaboration in the global plastics campaign that is being carried out in parallel to the European campaign and there is also collaboration with the Global Science team supporting investigation and analysis of new campaigns or new areas where current campaigns can be carried out.
- The science team has been working on analysing information from research work done during expeditions to provide the policy team with useful information for their activities. There has been a collaboration with other organisations creating reports, articles and taking part in an expedition. We are working towards formalising collaboration with scientific organisations to work together in future years. Maintenance is also done on the expedition equipment so that it is ready for future expeditions.
- During 2022 there was a small expedition with the Ranger catamaran, loaned by Oceana UK, that has provided information for our plastics and marine protected area campaigns.
- Communication activities and dissemination of our campaign work in order to obtain a greater impact with our activities and accelerate processes of marine conservation.
 - o Strengthen Oceana's visibility through events supporting the campaigns and activities carried out.
 - o Documenting images that may be used for campaigns.
 - o Work has been done to generate an increase in traffic to the website and social media.
 - o Increasing the impact of campaigns by establishing contacts with influential individuals.
- The Fundraising team has been working on obtaining funds to finance our campaigns with while ensuring that any objectives agreed with our donors are met.
- Management of resources. Development of systems and processes to facilitate management of the Foundation's activities to make good use of available resources and avoid risks associated with the development of the foundational activities.

B) Human resources employed in the activity

Type	Number		No. hours/year	
	Estimated	Realised	Estimated	Realised
Salaried staff	36	27	16.301	17.869
Salaried staff (temporary for expeditions)	0	5	0	249
Staff members with service contracts	0	0	0	0
Volunteers	0	0	0	0

C) Beneficiaries or users of the activity

In a project of these characteristics, it is complicated to estimate the exact number of beneficiaries, especially indirect beneficiaries, as indicated in the previous activity.


Signed: The Secretary


Signed: The Member


Approved by: The President

D) Economic resources used for the activity

Expenditure / Investment	Value	
	Estimated	Realised
Personnel expenses	692.671,59	943.268,01
Other expenses from activity	325.500,83	376.694,68
Depreciation of assets	55.000,00	54.456,63
Exchange rate differences	0,00	4.807,69
Expenses subtotal	1.073.172,42	1.379.227,01
Purchase of fixed assets (except for Historical Heritage Assets)	10.000,00	48.307,37
Purchase of Historical Heritage Assets	0,00	0,00
Cancellation of non-commercial debt	0,00	0,00
Expenses subtotal	10.000,00	48.307,8937
TOTAL RESOURCES EMPLOYED	1.083.172,42	1.427.534,38

E) Goals and Activity Indicators

Goal	Indicator	Quantification	
		Forecasted	Realised
Inform on our activities to obtain a greater impact with them and accelerate the processes for marine conservation	Increase the number of reactions to messages published by the Foundation (Facebook, Twitter, Instagram) Increase Oceana's coverage in the press (coverage with a strategic value)	1	1
Collaboration with other organisations	Collaborate with other organisations in investigation related to our campaigns. Take part in an expedition with a European organisation.	1	1
Improvement of the effectiveness of our systems so as to make information more obtainable that can be used to manage projects	Implement a contract system so as to improve resource management	1	1


Signed: The Secretary


Signed: The Member


Approved by: The President

II. Total economic resources employed by the entity

Expenditure / Investment	Activity 1	Activity 2	Activity 3	Activity 4	Activity 5	Total activities	Not entered as activities	TOTAL
Expenditure in aid and other	0,00	2.172,56	11.900,00	0,00	0,00	14.072,56	0,00	14.072,56
a) Monetary aid	0,00	2.172,56	11.900,00	0,00	0,00	14.072,56	0,00	14.072,56
b) Non-monetary aid	0,00	0,00	0,00	0,00	0,00	0,00	0,00	0,00
c) Expenses from collaborations and governing body	0,00	0,00	0,00	0,00	0,00	0,00	0,00	0,00
d) Reimbursement of subsidies, donations and bequests	0,00	0,00	0,00	0,00	0,00	0,00	0,00	0,00
Inventory provision for finished goods and goods being manufactured	0,00	0,00	0,00	0,00	0,00	0,00	0,00	0,00
Supplies and provisions	0,00	0,00	0,00	0,00	0,00	0,00	0,00	0,00
Personnel expenses	347.228,59	520.354,56	379.496,52	496.626,40	943.268,01	2.686.974,08	0,00	2.686.974,08
Other expenses from activity	90.397,35	115.303,87	107.210,85	87.324,99	376.694,68	776.931,74	0,00	776.931,74
Depreciation of assets	0,00	0,00	0,00	0,00	54.456,63	54.456,63	0,00	54.456,63
Deterioration and results from disposal of fixed assets	0,00	0,00	0,00	0,00	0,00	0,00	1.536,44	1.536,44
Financial expenses	0,00	0,00	7,93	0,00	0,00	7,93	1.035,02	1.042,95
Reasonable variation in financial instruments	0,00	0,00	0,00	0,00	0,00	0,00	0,00	0,00
Exchange differences	0,00	0,00	0,00	0,00	4.807,69	4.807,69	0,00	4.807,69
Deterioration and results from sale of financial instruments	0,00	0,00	0,00	0,00	0,00	0,00	0,00	0,00
Corporate tax	0,00	0,00	0,00	0,00	0,00	0,00	0,00	0,00
Expenses subtotal	437.625,94	637.830,99	498.615,30	583.951,39	1.379.227,01	3.537.250,63	0,00	3.539.822,09
Purchase of fixed assets (except for Historical Heritage Assets)	0,00	1.367,44	0,00	0,00	48.307,37	49.674,81	0,00	49.674,81
Purchase of Historical Heritage Assets	0,00	0,00	0,00	0,00	0,00	0,00	0,00	0,00
Cancellation of long-term non-trade debt	0,00	0,00	0,00	0,00	0,00	0,00	0,00	0,00
Investment subtotal	0,00	1.367,44	0,00	0,00	48.307,37	49.674,81	0,00	49.674,81
TOTAL RESOURCES EMPLOYED	437.625,94	639.198,43	498.615,30	583.951,39	1.427.534,38	3.586.925,44	0,00	3.589.496,90

All expenses are attributable to activities, as the Foundation does not carry out any other activities not established in its bylaws. There is no trade activity. Exchange differences are caused by operations in countries that have non-Euro currencies and from donations received in foreign currency for foundational activities.

Signed: The Secretary

Signed: The Member

Approved by: The President

III. Total economic resources obtained by the entity

A) Income obtained by the entity

INCOME	Estimated	Realised
Revenues and other income from property	0,00	1,12
Public-sector subsidies	700.000,00	701.093,29
Private contributions	2.574.555,00	2.826.265,36
Other income	0,00	7.480,07
TOTAL INCOME OBTAINED	3.274.555,00	3.534.839,84

Revenues and other income from property includes financial income. Other income includes income due to exchange differences from activities carried out in countries whose currencies are not the Euro.

B) Other economic resources obtained by the entity

During the financial year there have not been any other economic resources obtained by the entity

IV. Collaboration agreements with other entities

Description	Income	Expenses	Does not produce a flow of goods and services
European Commission 1400000 EUR EU Operating Grant 2020-2021	1.093,29	0,00	
European Commission 2100000 EUR EU Operating Grant 2022-2024	700.000,00	700.000,00	
European Commission 230406 EUR Horizon2030 Ocean Citizen 2023-2024	0,00	0,00	
Dutch Postcode Lottery 1000000 EUR Core support 2020-2022	333.334,00	333.334,00	
Foundation for the Third Millennium 150000 CHF MPAs Campaign 2020-2022	50.482,10	50.482,10	
EJF Environmental Justice Foundation 101400 USD Walton Seafood Import Control	51.079,15	51.079,15	
EJF Environmental Justice Foundation 59855 USD Oceans 5 - Transparency and Fisheries Y3	9.449,13	9.449,13	
EJF Environmental Justice Foundation 65000 USD Oceans 5 IUU Coalition Y1	62.714,62	62.714,62	
The Nature Conservancy 34450 USD Oceans 5 - Control Regulation Y2	2.930,34	2.930,34	
The Nature Conservancy 45339 USD Oceans 5 - Control Regulation Y3	43.114,74	43.114,74	
Global Fishing Watch 34100 EUR Y1 Ending trawling in the Med 2021-2022	26.613,43	26.613,43	
Global Fishing Watch 35100 EUR Y2 Ending trawling in the Med 2022-2023	15450,73	15450,73	
Global Fishing Watch 52700 USD Y1 Project 2 Transparency GFCM 2022-2023	16012,32	16012,32	
Swedish Postcode Lottery 2000000 SEK IUU Service providers 2022-2023	64.487,90	64.487,90	
Levine Family Foundation 25000 GBP IUU 5/1/2021-5/1/2022	9.713,53	9.713,53	
Levine Family Foundation 30000 GBP Sustainable Fisheries 11/1/2022-4/30/2023	11.273,00	11.273,00	
Seas At Risk 247458 EUR Oceans 5 MPAs Y1 1/1/2022-12/31/2022	241.389,03	241.389,03	
Ocean Born Foundation 25000 EUR Plastic Videos 2/1/2022-6/30/2022	25.000,00	25.000,00	
Zero Waste Europe 12000 EUR Break Free From Plastic 4/1/2022-3/31/2023	12.000,00	12.000,00	
Siemens Gamesa 40000 EUR Sustainable Fisheries 1/1/2022-12/31/2022	40.000,00	40.000,00	
Archipelagos (Aegan Sea Expedition)	1.193,90	1.193,90	
Oceana UK	1.481.182,45	1.481.182,45	
Oceana Inc	176.392,16	176.392,16	

Collaboration agreements established with public and private entities during the 2022 financial year. The column of expenses details those expenses included in the approved budgets and the column income includes the amount of income to be obtained if the required conditions established in the collaboration agreements are met.


Secretary


Vocal


President

V. Deviations between the action plan and actual data

EXPENDITURE / INVESTMENT	Total Action Plan Activities	Total Report Activities	Deviation	%
Results account expenses (with no amortisation and impairment of value of non-current assets)	3.207.555,00	3.482.794,00	-275.239,00	-9%
Amortisation and impairment of value of non-current assets	55.000,00	54.456,63	543,37	1%
Expenses subtotal	3.262.555,00	3.537.250,63	-274.695,63	-8%
Purchase of fixed assets	12.000,00	49.674,81	-37.674,81	-314%
Purchase of Historical Heritage Assets	0,00	0,00	0,00	
Cancellation of long-term non-trade debt	0,00	0,00	0,00	
Other applications	0,00	0,00	0,00	
Investment subtotal	12.000,00	49.674,81	-37.674,81	-314%
TOTAL	3.274.555,00	3.586.925,44	-312.370,44	-10%

INCOME	Total Action Plan Activities	Total Report Activities	Deviation	%
Revenues and other income from property	0,00	1,12	, -1,12	
Public-sector subsidies	700.000,00	701.093,29	-1.093,29	0%
Private contributions	2.574.555,00	2.826.265,36	-251.710,36	-10%
Other income	0,00	7.480,07	-7.480,07	
TOTAL	3.274.555,00	3.534.839,84	-260.284,84	-8%

SUMMARY OF FINANCIAL RESOURCES USED	Total Action Plan Activities	Total Report Activities	Deviation	%
IN OWN ACTIVITIES	3.219.555,00	3.532.468,81	-312.913,81	-10%
IN TRADE ACTIVITIES	0,00	0,00	0,00	
Other Expenses	0,00	0,00	0,00	
TOTAL	3.219.555,00	3.532.468,81	-312.913,81	-10%

During the year 2022 additional funds have been received for unplanned activities that have been mostly included in activity 5 including a small expedition, collaborations with other divisions of Oceana and a feasibility study for a new campaign on climate change.

15.2. Application of equity components for the Foundation's own use

1. Goods and rights that are part of the allocation and goods and rights that are permanently associated with the foundation's purposes.

The Foundation does not have any goods or rights that are part of the allocation, nor any that are permanently associated through an express declaration.

2. Allocation of income and revenue

Table I. Calculation of the basis for application and minimum resources to allocate to the 2022 financial year.

RESOURCES	AMOUNT
Financial year surplus	-4.982,25
1.1. Positive adjustments from the accounting result (detailed in sheet 1.1)	
Allocation to depreciation and losses due to deterioration of fixed assets subject to activities in fulfilment of purposes	54.456,63
Common expenditures specific to the collection of activities carried out in compliance with the purpose (except allocation to depreciation and losses due to deterioration of fixed assets)	3.482.794,00
Result booked directly to net assets due to changes in accounting criteria or correction of errors	0,00
TOTAL NON-DEDUCTIBLE EXPENSES	3.537.250,63

Signed: The Secretary

Signed: The Member

Approved by: The President

Page 37

1.2. Negative adjustments from the accounting result (detailed in sheet 1.2)	
Non-calculable revenues:	0,00
CALCULATION BASE	3.532.268,38
INCOME TO ALLOCATE	
Amount	3.532.268,38
Minimum % of resources to allocate to the fulfilment of purposes according to the Board of Trustee's agreement.	100,00%

Resources dedicated during the year to carry out aims

RESOURCES	IMPORTE
2. A) Common and specific expenses of activities to carry out aims	3.482.794,00
2. B) Investments in the organisation's own activity during the year (breakdown on 2.b)	49.674,81
TOTAL RESOURCES DEDICATED DURING THE YEAR	3.532.468,81
% Dedicated resources of the basis for application	100,01%

Administration Expenses

Alternative limits (Art. 33 Regulation R.D.1337/2005)	
5% of shareholder's equity	6.351,53
20% of basis for application	706.453,68
ADMINISTRATION EXPENSES FOR THE YEAR (breakdown on page 3)	
Common expenses assigned to the administration of the equity	0,00
Expenses to be reimbursed to Trustees	0,00
TOTAL ADMINISTRATIVE EXPENSES FOR THE YEAR	0,00
	Does not exceed the limit

Table II. Allocation and application of income to organisation purposes

Financial year	Basis for Application	Minimum amount of resources to apply according to Board agreement	Total resources applied in the year	% of basis for application applied as resources	DIFFERENCE between total resources applied and minimum resources to apply
2018	4.194.334,23	4.194.334,23	4.540.654,13	108,26%	346.319,90
2019	3.686.854,45	3.686.854,45	3.678.106,03	99,76%	337.571,48
2020	3.036.939,09	3.036.939,09	3.003.677,54	98,90%	304.309,93
2021	3.017.211,62	3.017.211,62	3.024.363,78	100,24%	311.462,09
2022	3.532.268,38	3.532.268,38	3.532.468,81	100,01%	311.622,52
TOTAL	17.467.607,77	17.467.607,77	17.779.270,29		

Financial Year	Application of resources for purposes					Total resources exercised	% of basis for application to apply as resources
	2018	2019	2020	2021	2022		
2018	4.187.080,49	7.253,74				4.194.334,23	100,00%
2019		3.678.106,03	8.748,42			3.686.854,45	100,00%
2020			3.003.677,54	7.152,16		3.010.829,70	99,14%
2021				3.017.211,62		3.017.211,62	100,00%
2022					3.532.268,38	3.532.268,38	100,00%
TOTAL	4.194.334,23	3.685.359,77	3.012.425,96	3.024.363,78	3.532.268,38		

3 Administrative expenses

The Foundation has not incurred in any administrative expenses as defined by current legislation.


Signed: The Secretary


Signed: The Member


Approved by: The President

NOTE 16. OPERATIONS WITH RELATED PARTIES

1. Transactions carried out between related parties

The Foundation is part of the international organisation Oceana, Inc. and although there is no legal union, management bodies are shared by both. The members of the Foundation's Board of Trustees are also part of the management team of Oceana, Inc.

Donations made by Oceana, Inc. are recorded in the accounting books as aid from an independent organisation, recording the aid received as income, as the expenses for which it was granted are incurred.

Moreover, The Foundation also works together with other European entities of Oceana to reach common goals having signed a collaboration agreement in 2018 with Oceana UK which is still valid. An agreement has also been signed with Friends of Oceana although no aid has been received in 2022.

The invoicing between the related parties refers to payments made by either party for expenses attributable to the other party. The price established is the price invoiced by creditors according to market prices, with no added profit.

The Board of Trustees, pursuant to the provisions in its By-laws, declares that all of the positions of the Board of Trustees are altruistic, there being no remuneration or compensation to them for their dedication and collaboration with the Foundation.

2. Upper management personnel and Board of Trustees

List of Board of Trustees and Governing Body remuneration in the 2022 financial year:

The Board of Trustees	Position	Salary	Allowance	Other remuneration	TOTAL
James Frank Simon Jr.	President	0,00	0,00	0,00	0,00
Christopher Molony Sharkey	Secretary	0,00	0,00	0,00	0,00
Kathryn Alloway Matthews	Member	0,00	0,00	0,00	0,00

Senior Management / Governing Body	Position	Salary	Allowance	Other remuneration	TOTAL
Pascale Monique Ena Møehrlé	Executive Director	200.136,24	0,00	0,00	200.136,24

3. Advances and credits granted to upper management personnel and Board of Trustee members

Not Applicable.

NOTE 17. PROVISIONS AND CONTINGENCIES


Provisions recorded in 2022 are for a sum of 42.118,67 Euro, corresponding to costs that have been clearly identified and recorded in other creditors. These expenses include those notified by the High Court of Justice and still pending from 2016 for the amount of 4.175,00 Euro and further accruals in 2022, for which invoices had not been received by 31 December 2022, for a value of 37.943,67 Euro (2022 annual accounts audit and European Commission grant audit) and services invoiced by Oceana Inc. in January 2023 which were carried out in 2022.

NOTE 18. PREPAID EXPENSES

The short-term prepaid expenses line has those expenses that have been booked during the year that correspond to the following year.

Signed:  The Secretary

Signed:  The Member

Approved by:  The President

Account	2022	2021
480. Prepaid Expenses	57.293,80	11.576,63
TOTAL	57.293,80	11.576,63

NOTE 19. OTHER INFORMATION

1. Changes made to the Board of Trustees during the financial year

Not applicable.

2. Authorisations granted, denied, or in the process of being resolved by the Protectorate.

3. Average number of persons employed over the course of the financial year, indicating those with disabilities greater than or equal to 33%, according to the categories to which they belong.

The average number of persons employed at the Foundation during the financial year has been 23,88 in the Madrid office. An average of 23,50 have permanent contracts, and an average of 0,38 have temporary contracts.

The Brussels office employs an average of 7,28 employees through a representation office of which an average of 5,70 have permanent contracts and an average of 1,58 temporary contracts.

The Copenhagen branch employs an average of 2,16 employees with permanent contracts, through a representation office.

In Ireland we have hired staff since 2020 with an average of 1 employee with a permanent contract.

Distribution of the entity's personnel by gender during the financial year, including directors and governing bodies (yearly average).

Category	Madrid		Brussels		Copenhagen		Ireland		TOTAL 2022	
	Women	Men	Women	Men	Women	Category	Women	Men	Women	Men
Degree	15,25	6,41	5,70	1,36	2,16	0,00	1,00	0,00	24,11	7,77
First Category Supervisor	0,00	1,05	0,00	0,00	0,00	0,00	0,00	0,00	0,00	1,05
First Category Skilled Worker	1,00	0,05	0,00	0,00	0,00	0,00	0,00	0,00	1,00	0,05
Second Category Skilled Worker	0,00	0,12	0,00	0,00	0,00	0,00	0,00	0,00	0,00	0,12
Assistant	0,00	0,00	0,00	0,00	0,00	0,00	0,00	0,00	0,00	0,00
Intern	0,00	0,00	0,22	0,00	0,00	0,00	0,00	0,00	0,22	0,00
Totales	16,25	7,63	5,92	1,36	2,16	0,00	1,00	0,00	25,33	8,99

Category	Madrid		Brussels		Copenhagen		Ireland		TOTAL 2021	
	Women	Men	Women	Men	Women	Category	Women	Men	Women	Men
Degree	15,68	5,00	4,22	1,00	1,00	0,41	1,00	0,00	21,90	6,41
First Category Supervisor	0,00	1,00	0,00	0,00	0,00	0,00	0,00	0,00	0,00	1,00
First Category Skilled Worker	1,00	0,03	0,00	0,00	0,00	0,00	0,00	0,00	1,00	0,03
Second Category Skilled Worker	0,01	0,06	0,00	0,00	0,00	0,00	0,00	0,00	0,01	0,06
Assistant	0,00	0,00	0,00	0,00	0,00	0,00	0,00	0,00	0,00	0,00
Intern	0,00	0,00	0,78	0,00	0,00	0,00	0,00	0,00	0,78	0,00
Totales	16,69	6,09	5,00	1,00	1,00	0,41	1,00	0,00	23,69	7,50

NOTE 20. POST BALANCE SHEET EVENTS

There have not been any post balance sheet events.

Signed:  The Secretary

Signed:  The Member

Approved by:  The President

INVENTORY

INTANGIBLE ASSETS

ACCOUNT	ITEM DESCRIPTION	ACQUISITION DATE	ACQUISITION COST	AMORTIZATIONS, DEPRECIATIONS AND OTHER COMPENSATORY ITEMS	NET BOOK VALUE AT END OF CURRENT YEAR	NET BOOK VALUE AT END OF PRIOR YEAR	EXPENSES AND CHARGES	UTILISATION	WRITE-OFF OR ACCOUNTING RECLASSIFICATION
Computer Applications									
206	Various Office Software Licenses	2006	475,60	475,60	0,00	0,00		Own Purposes	
206	Various Office Software Licenses	2007	574,34	574,34	0,00	0,00		Own Purposes	
206	Various Office Software Licenses (Assoc Donation)	30/06/2007	763,70	763,70	0,00	0,00		Own Purposes	
206	Ranger Max Sea Navigator	24/11/2010	1.026,60	1.026,60	0,00	0,00		Own Purposes	
206	Various Office Software Licenses Copenhagen	31/12/2010	5.265,62	5.265,62	0,00	0,00		Own Purposes	
206	Various Office Software Licenses	2011	477,90	477,90	0,00	0,00		Own Purposes	
206	Various Office Software Licenses	2013	662,60	662,60	0,00	0,00		Own Purposes	
206	SigmaPlot 13 License	29/12/2014	839,41	839,41	0,00	0,00		Own Purposes	
206	Fotoweb 7.0 Enterprise Ed	31/12/2014	12.571,90	12.571,90	0,00	0,00		Own Purposes	
206	PRIMER7 New License	23/12/2014	650,70	650,70	0,00	0,00		Own Purposes	
206	Acrobat Licenses	27/01/2015	9.177,65	9.177,65	0,00	0,00		Own Purposes	
206	Photoshop Licenses	27/01/2015	632,63	632,63	0,00	0,00		Own Purposes	
206	Fotostation Pro Update	30/01/2015	484,00	484,00	0,00	0,00		Own Purposes	
TOTAL INTANGIBLE ASSETS			33.663,06	33.663,06	0,00	0,00			

TANGIBLE FIXED ASSETS

ACCOUNT	ITEM DESCRIPTION	ACQUISITION DATE	ACQUISITION COST	AMORTIZATIONS, DEPRECIATIONS AND OTHER COMPENSATORY ITEMS	NET BOOK VALUE AT END OF CURRENT YEAR	NET BOOK VALUE AT END OF PRIOR YEAR	EXPENSES AND CHARGES	UTILISATION	WRITE-OFF OR ACCOUNTING RECLASSIFICATION
Technical installations									
212	Videosurveillance sistem	19/09/2016	2.313,16	2.313,16	0,00	656,26		Own Purposes	X
212	Alarm system Brussels	31/05/2021	1.031,32	1.031,32	0,00	666,46		Own Purposes	X
212	Securitas Brussels	01/08/2022	874,99	43,75	831,24	0,00		Own Purposes	
Furnishing and Appliances									
216	Furnishings and Appliances (Assoc. Donation)	30/09/2007	16.824,09	16.824,09	0,00	0,00		Own Purposes	
216	Furnishings and appliances	2006	617,85	617,85	0,00	0,00		Own Purposes	
216	Furnishings and appliances	2007	2.031,10	2.031,10	0,00	0,00		Own Purposes	
216	Furnishings and appliances	2008	1.342,02	1.342,02	0,00	0,00		Own Purposes	
216	Furnishings and appliances	2009	1.005,72	1.005,72	0,00	0,00		Own Purposes	
216	Furnishings and appliances	2010	335,70	335,70	0,00	0,00		Own Purposes	
216	Furnishings and appliances	2011	682,98	682,98	0,00	0,00		Own Purposes	
216	Furnishings and appliances	2015	924,44	649,25	275,19	367,59		Own Purposes	
216	Furnishings and appliances	2016	3.438,25	2.266,54	1.171,71	1.515,39		Own Purposes	
216	Furnishings and appliances	2017	4.603,20	2.767,83	1.835,37	2.217,33		Own Purposes	
216	Furnishings and appliances	2021	16.325,99	2.833,28	13.492,71	15.124,59		Own Purposes	
216	Furnishings and appliances	2022	17.472,64	1.291,02	16.181,62	0,00		Own Purposes	
Information Processing Equipment									
217	Computer material: computers and others	2006	958,51	958,51	0,00	0,00		Own Purposes	
217	Computer material: computers and others	2012	549,00	549,00	0,00	0,00		Own Purposes	
217	Computer material: computers and others	2013	998,25	998,25	0,00	0,00		Own Purposes	
217	Computer material: computers and others	2014	11.287,95	11.287,95	0,00	0,00		Own Purposes	
217	Computer material: computers and others	2016	12.250,49	12.250,49	0,00	0,00		Own Purposes	
217	Madrid Printers	07/12/2015	2.119,92	2.119,92	0,00	0,00		Own Purposes	
217	Computer material: computers and others	2016	22.729,61	22.729,61	0,00	0,00		Own Purposes	
217	Computer material: computers and others	2017	29.914,71	29.914,71	0,00	0,00		Own Purposes	
217	Computer material: computers and others	2018	6.729,35	6.729,35	0,00	1.262,65		Own Purposes	
217	Computer material: computers and others	07/07/2020	1.337,05	830,22	506,83	841,15		Own Purposes	
217	Computer material: computers and others	19/08/2020	992,20	587,03	405,17	653,21		Own Purposes	
217	Computer material: computers and others	10/09/2020	739,09	426,58	312,51	497,31		Own Purposes	
217	Computer material: computers and others	05/10/2020	1.103,46	617,66	485,80	761,68		Own Purposes	
217	Computer material: Meraki switches	22/12/2020	5.799,53	2.935,92	2.863,61	4.313,45		Own Purposes	
217	Computer material: computers and others	29/12/2020	20.334,72	10.194,72	10.140,00	15.223,20		Own Purposes	
217	Computer material: APC Smart-UPS 3000V	22/03/2021	2.188,89	971,28	1.217,61	1.764,81		Own Purposes	
217	Computer material: computers and others	05/04/2021	780,99	339,5	441,49	636,73		Own Purposes	
217	Computer material: computers and others	21/12/2021	4.468,96	1148,1	3.320,85	4.437,93		Own Purposes	
217	Computer material: Meraki switch	07/08/2022	1.096,41	155,31	941,10	0,00		Own Purposes	
217	Computer material: computers and others	18/10/2022	4.102,32	207,86	3.894,46	0,00		Own Purposes	
217	Computer material: computers and others	01/12/2022	1.365,99	28,57	1.337,42	0,00		Own Purposes	
Transportation Items									
218	Forklift	16/01/2007	346,84	346,84	0,00	0,00		Own Purposes	
218	1 TN Light Crane	18/12/2009	850,98	850,98	0,00	0,00		Own Purposes	
218	Closed Box Trailer 220*130*130	28/12/2009	1.966,20	1.966,20	0,00	0,00		Own Purposes	
218	Sixone Open Professional refit	29/12/2009	44.415,24	44.415,24	0,00	0,00		Own Purposes	
218	Nissan Navara	04/12/2013	23.385,13	23.385,13	0,00	0,00		Own Purposes	
218	Nissan Navara Hood	20/03/2014	2.511,72	2.511,72	0,00	0,00		Own Purposes	
218	LBN 7202 C Trailer	24/12/2014	6.429,94	6.429,94	0,00	0,00		Own Purposes	

Signed: The Secretary

Signed: The Member

Approved by: The President

Other Fixed Assets									
219	Other Assets	30/06/2007	1.051,35	1.051,35	0,00	0,00			Own Purposes
219	CTD 1,5 kw winch for M/BO for Ranger	18/05/2007	31.227,34	31.227,34	0,00	0,00			Own Purposes
219	Other Assets	2008	2.528,80	2.528,80	0,00	0,00			Own Purposes
219	Other Assets	2009	10.700,75	10.700,75	0,00	0,00			Own Purposes
219	Other Assets	2010	3.329,07	3.329,07	0,00	0,00			Own Purposes
219	Leica DM 2500 for transmitted light	31/12/2010	13.473,24	13.473,24	0,00	0,00			Own Purposes
219	Other Assets	2011	6.876,20	6.876,20	0,00	0,00			Own Purposes
219	Laboratory Material	2011	23.141,13	23.141,13	0,00	0,00			Own Purposes
219	Broadband Transducer	20/12/2016	5.720,00	4.139,15	1.680,85	2.267,25			Own Purposes
219	Water treatment unit	21/12/2016	19.257,15	13.928,09	5.329,06	7.639,90			Own Purposes
219	Generator	31/12/2016	16.346,64	11.769,72	4.576,92	6.536,56			Own Purposes
219	Sony Camera	12/05/2017	739,88	417,25	322,63	396,67			Own Purposes
219	Avaya terminals	11/12/2017	5.225,87	2.641,53	2.584,34	3.106,94			Own Purposes
219	Other Assets - Autosiever	16/05/2017	7.312,71	6.074,43	1.238,28	2.335,20			Own Purposes
219	Avaya terminals	09/05/2019	2.825,35	1.030,13	1.795,22	2.077,70			Own Purposes
219	Sibu Pro RGV	08/11/2019	15.023,37	5.670,05	9.353,32	11.156,06			Own Purposes
219	Rack Connections	30/12/2020	1.355,74	519,80	835,94	1.107,14			Own Purposes
219	New office works GV-62	06/04/2021	130.725,03	45.390,63	85.334,40	111.479,40			Own Purposes
219	New office works GV-62 vinyls	24/05/2021	1.996,50	650,86	1.345,64	1.751,72			Own Purposes
219	Acoustic ceiling GV-62	28/02/2022	4.563,52	1.037,20	3.526,32	0,00			Own Purposes
219	Brussels office spacing	06/04/2022	17.782,60	2.618,02	15.164,58	0,00			Own Purposes
219	Paralenz Vaquita camera	20/05/2022	836,35	128,33	708,02	0,00			Own Purposes
219	Dishwasher	11/07/2022	459,00	43,35	415,65	0,00			Own Purposes
219	Nikon Z50 Camera	20/12/2022	1.100,99	8,41	1.092,58	0,00			Own Purposes
	TOTAL FIXED ASSETS		605.195,47	410.317,43	194.876,04	201.196,30			

LONG-TERM FINANCIAL ASSETS

ACCOUNT	ITEM DESCRIPTION	ACQUISITION DATE	ACQUISITION COST	AMORTIZATIONS, DETERIORATIONS AND OTHER COMPENSATORY ITEMS	NET BOOK VALUE AT END OF CURRENT YEAR	NET BOOK VALUE AT END OF PRIOR YEAR	EXPENSES AND CHARGES	UTILISATION	WRITE-OFF OR ACCOUNTING RECLASSIFICATION
Guarantees and established deposits									
275	Brussels Office Rent Guarantee	26/02/2010	8.406,03	0,00	0,00	8.406,03		Own Purposes	X
270	Brussels Office Rent Guarantee	18/03/2022	10.659,00	0,00	10.659,00	0,00		Own Purposes	
270	Warehouse Rent Guarantee	18/07/2008	1.600,00	0,00	1.600,00	1.600,00		Own Purposes	
270	Madrid Office Rent Guarantee	30/10/2020	21.000,00	0,00	21.000,00	21.000,00		Own Purposes	
270	Copenhagen Office Rent Guarantee	01/05/2022	4.538,40	0,00	4.538,40	0,00		Own Purposes	
	TOTAL LONG-TERM FINANCIAL ASSETS		46.203,43	-	37.797,40	31.006,03			

INVENTORY

ACCOUNT	ITEM DESCRIPTION	ACQUISITION DATE	ACQUISITION COST	AMORTIZATIONS, DETERIORATIONS AND OTHER COMPENSATORY ITEMS	NET BOOK VALUE AT END OF CURRENT YEAR	NET BOOK VALUE AT END OF PRIOR YEAR	EXPENSES AND CHARGES	UTILISATION	WRITE-OFF OR ACCOUNTING RECLASSIFICATION
Advances to Vendors									
407	Prior year advances to vendors	2019-2020	3.108,62	0,00	3.108,62	3.108,62		Fines Propios	
407	Foma Brussels - Furniture advance	24/12/2021	5.690,28	0,00	0,00	5.690,28		Fines Propios	X
407	Project Management Institute - Advance	27/12/2021	2.656,32	0,00	0,00	2.656,32		Fines Propios	X
407	Oliver Store SAS	20/05/2022	410,24	0,00	0,06	0,00		Fines Propios	
	TOTAL EXISTENCIAS		12.265,46	0,00	3.109,68	11.695,22	0,06		

Signed: The Secretary

Signed: The Member

Approved by: The President

Page 42

